


TELEFUNKEN

SERVICE MANUAL



TK2529ST

1. Caution.....	2
2. Specification.....	6
3. BOM List	9
4. Alignment Procedure.....	45
5. Block Diagram.....	49
6. Schematic Diagram.....	50
7. PCB Layout.....	51
8. Explode View Diagram.....	52

This manual is the latest at the time of printing, and does not include the modification which may be made after the printing, by the constant improvement of product.

CAUTION:


Use of controls, adjustments or procedures other than those specified herein may result in hazardous radiation exposure.



CAUTION
RISK OF ELECTRIC
SHOCK DO NOT OPEN.



CAUTION: TO REDUCE THE RISK OF ELECTRICAL SHOCK, DO NOT REMOVE COVER (OR BACK). NO USER SERVICEABLE PARTS INSIDE. REFER SERVICING TO QUALIFIED SERVICE PERSONNEL.



The lightning flash with arrowhead symbol, with an equilateral triangle is intended to alert the user to the presence of uninsulated “dangerous voltage” within the product’s enclosure that may be of sufficient magnitude to constitute a risk of electric shock to the person.



The exclamation point within an equilateral triangle is intended to alert the user to the presence of important operating and maintenance (servicing) instructions in the literature accompanying the appliance.

**WARNING: TO REDUCE RISK OF FIRE OR ELECTRIC SHOCK, DO NOT
EXPOSE THIS APPLIANCE TO RAIN OR MOISTURE.**

IMPORTANT SAFETY INSTRUCTIONS

CAUTION:

Read all of these instructions. Save these instructions for later use. Follow all Warnings and Instructions marked on the audio equipment.

1. Read Instructions- All the safety and operating instructions should be read before the product is operated.
2. Retain Instructions- The safety and operating instructions should be retained for future reference.
3. Heed Warnings- All warnings on the product and in the operating instructions should be adhered to.
4. Follow Instructions- All operating and use instructions should be followed.

FOR YOUR PERSONAL SAFETY

1. When the power cord or plug is damaged or frayed, unplug this television set from the wall outlet and refer servicing to qualified service personnel.
2. Do not overload wall outlets and extension cords as this can result in fire or electric shock.
3. Do not allow anything to rest on or roll over the power cord, and do not place the TV where power cord is subject to traffic or abuse. This may result in a shock or fire hazard.
4. Do not attempt to service this television set yourself as opening or removing covers may expose you to dangerous voltage or other hazards. Refer all servicing to qualified service personnel.
5. Never push objects of any kind into this television set through cabinet slots as they may touch dangerous voltage points or short out parts that could result in a fire or electric shock. Never spill liquid of any kind on the television set.
6. If the television set has been dropped or the cabinet has been damaged, unplug this television set from the wall outlet and refer servicing to qualified service personnel.
7. If liquid has been spilled into the television set, unplug this television set from the wall outlet and refer servicing to qualified service personnel.
8. Do not subject your television set to impact of any kind. Be particularly careful not to damage the picture tube surface.
9. Unplug this television set from the wall outlet before cleaning. Do not use liquid cleaners or aerosol cleaners. Use a damp cloth for cleaning.
- 10.1. Do not place this television set on an unstable cart, stand, or table. The television set may fall, causing serious injury to a child or an adult, and serious damage to the appliance. Use only with a cart or stand recommended by the manufacturer, or sold with the television set. Wall or shelf mounting should follow the manufacturer's instructions, and should use a mounting kit approved by the manufacturer.
- 10.2. An appliance and cart combination should be moved with care. Quick stops, excessive force, and uneven surfaces may cause the appliance and cart combination to overturn.



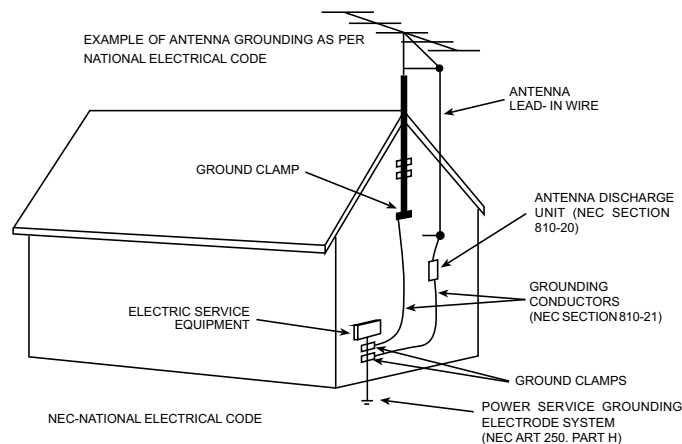
PROTECTION AND LOCATION OF YOUR SET

11. • Do not use this television set near water ... for example, near a bathtub, washbowl, kitchen sink, or laundry tub, in a wet basement, or near a swimming pool, etc.
 - Never expose the set to rain or water. If the set has been exposed to rain or water, unplug the set from the wall outlet and refer servicing to qualified service personnel.
12. Choose a place where light (artificial or sunlight) does not shine directly on the screen.
13. Avoid dusty places, since piling up of dust inside TV chassis may cause failure of the set when high humidity persists.
14. The set has slots, or openings in the cabinet for ventilation purposes, to provide reliable operation of the receiver, to protect it from overheating. These openings must not be blocked or covered.
 - Never cover the slots or openings with cloth or other material.
 - Never block the bottom ventilation slots of the set by placing it on a bed, sofa, rug, etc.
 - Never place the set near or over a radiator or heat register.
 - Never place the set in a "built-in" enclosure, unless proper ventilation is provided.

PROTECTION AND LOCATION OF YOUR SET

- 15.1. If an outside antenna is connected to the television set, be sure the antenna system is grounded so as to provide some protection against voltage surges and built up static charges, Section 810 of the National Electrical Code, NFPA No. 70-1975, provides information with respect to proper grounding of the mast and supporting structure, grounding of the lead-in wire to an antenna discharge unit, size of grounding conductors, location of antenna discharge unit, connection to grounding electrode, and requirements for the grounding electrode.

EXAMPLE OF ANTENNA GROUNDING AS PER NATIONAL ELECTRICAL CODE INSTRUCTIONS



- 15.2. Note to CATV system installer : (Only for the television set with CATV reception)

This reminder is provided to call the CATV system installer's attention to Article 820-40 of the NEC that provides guidelines for proper grounding and, in particular, specifies that the cable ground shall be connected to the grounding system of the building, as close to the point of cable entry as practical.

16. An outside antenna system should not be located in the vicinity of overhead power lines or other electric lights or power circuits, or where it can fall into such power lines or circuits. When installing an outside antenna system, extreme care should be taken to keep from touching such power lines or circuits as contact with them might be fatal.
17. For added protection for this television set during a lightning storm, or when it is left unattended and unused for long periods of time, unplug it from the wall outlet and disconnect the antenna. This will prevent damage due to lightning and power-line surges.

OPERATION OF YOUR SET

18. This television set should be operated only from the type of power source indicated on the marking label. If you are not sure of the type of power supply at your home, consult your television dealer or local power company. For television sets designed to operate from battery power, refer to the operating instructions.
19. If the television set does not operate normally by following the operating instructions, unplug this television set from the wall outlet and refer servicing to qualified service personnel. Adjust only those controls that are covered in the operating instructions as improper adjustment of other controls may result in damage and will often require extensive work by a qualified technician to restore the television set to normal operation.
20. When going on a holiday : If your television set is to remain unused for a period of time, for instance, when you go on a holiday, turn the television set " off " and unplug the television set from the wall outlet.

IF THE SET DOES NOT OPERATE PROPERLY

21. If you are unable to restore normal operation by following the detailed procedure in your operating instructions, do not attempt any further adjustment. Unplug the set and call your dealer or service technician.
22. Whenever the television set is damaged or fails, or a distinct change in performance indicates a need for service, unplug the set and have it checked by a professional service technician.
23. It is normal for some TV sets to make occasional snapping or popping sounds, particularly when being turned on or off. If the snapping or popping is continuous or frequent, unplug the set and consult your dealer or service technician.

FOR SERVICE AND MODIFICATION

24. Do not use attachments not recommended by the television set manufacturer as they may cause hazards.
25. When replacement parts are required, be sure the service technician has used replacement parts specified by the manufacturer that have the same characteristics as the original part. Unauthorized substitutions may result in fire, electric shock, or other hazards.
26. Upon completion of any service or repairs to the television set, ask the service technician to perform routine safety checks to determine that the television is in safe operating condition.

PFS2 FORMAT-1 Report	
Date: 2003-11-26 15:30	Product: @ TK2529ST
ProductView.....:	
Report by.....:	
Specs / Products	
SRF NO./ODF NO.	ON43044004R2
MasterData	
Customer Id	BGH S.A.
Version	0.1
Status	WG Archived
Brand	TELEFUNKEN
EAN	\
UPC	\
Reception	
+Tuning - presets/channels	181
+Tuning - technology	PLL
+Tuning - Indication	---
+Freq Bands	Full-Cable
+Channels	VHF:2-13, UHF:14-69, CATV: 1-13, A-W.W+1---W+84,A-5---A-1,5A
+IF Freq	PICTURE 45.75MHz
+TV Systems Off Air	PAL M/N 'NTSC M (3.58 - 4.433)
+Add Systems Ext In	---
+TV Systems Multi	PAL NTSC
+Sound Systems	AV STEREO, AMERICAN STEREO
Picture - Processing	
+Scan	Standard
+Scan Modes	4:3
+Wide Screen Switching	
+Combfilter	X
+Picture Control	4 Picture Modes, Brightness, Color, Contrast, Tint, Sharpness Cont Var
+Pict Enhancement	Black Stretch
+Pict Noise Reduction	---
Picture - Display	
+Display Type	DV - CRT - FSQ
+Screen Format	4:3
+Size(Visual)" - size/vis. cm	25"
+Deflection System (CRT only)	
+Tube Technology (CRT only)	Black Matrix, Iron
+CRT Defl	
+CRT Gun	Stand Gun
+CRT Magn field	Normal
+Resolution	
+Coating (only for D.V. sets)	
+White Point	
Sound	
+Leaflet Power	
+RMS Power Intern	
+RMS Power Extern	
+Surround Sound	
+Sound Features	BTSC
+Sound Control	Volume
Sound - Speakers	
+Speaker configuration	2 speakers
+Speakers used	Normal Range
+Speaker Size	
User Interface	
+Interface Name	25276
+Voice Control	
+Menu	Cursor Control
+Menu Colours	
+Menu Languages	Spanish, English, Portuguese
+Special Features	
+Operational Features	COMB-F
+PP Features	
+Tuning/Install Features	Auto Store, Factory Mode, Language Selection, Service Mode
+Clock/Timer Functions	Sleep timer/Clock
+Local Controls Front	
+Local Controls Top	
+Indicators - screen	
+Indicators - front	

Date: 2003-11-26 15:30	
ProductView.....:	
Report by.....:	
Specs / Products	Product: @ TK2529ST
+Numb of Loc Cont (incl Mains)	7
+Number of Ind. (incl Mains)	
+Local Controls (Old)	Channel +-, Tact Switch, Vol +-, TV/AV, MENU
Remote Control	
+Remote Control - scope	TV
+Remote Control - type	Standard
+Remote Control - typenr	E
+Remote Control - features	
Connectors Rear	
+Scart RGB+Y/C+CVBS	
+Scart RGB+CVBS	
+Scart CVBS+Y/C	
+Component In (Y/U/V) Cinch	X
+In Y/C+Cinch(CVBS+St)	
+In Y/C+Cinch(CVBS+Mo)	
+In Y/C+Cinch(St)	
+In BNC (CVBS)	
+In Cinch(CVBS+St)	X
+In Cinch(CVBS+Mo)	---
+Out Cinch(CVBS+St)	X
+Out Cinch(CVBS+Mo)	
+Out Cinch Audio Stereo	
+Out Cinch Audio Mono	
+Out Cinch Dolby Surround	
+Dig Audio Out	
+Loudspeakers	
+Control Busses	
+Feature Slot	
+ITV Smart Port	
+Terr. Antenna in	75 Ohms (F type)
Guide + IR Blaster Jack	
Connectors Front	
+In Cinch (CVBS + St)	
+In Cinch (CVBS+Mo)	
+Headphone Out	
Connectors Side	
+In Y/C + Cinch(CVBS+St + Mo)	x
+In Y/C + Cinch Stereo	
+In Cinch (CVBS + St)	
+IN Cinch (CVBS + Mo +St)	
+Headphone Out	
Connectors Top	
Connectors Mechanical	
Styling	
+Cabinet Name	25276
+Configuration	Symm
+Graphics/Logo's	TELEFUNKEN
+Cabinet Colour and Finish	
+Mechanics	
+Speaker Visibility	Standard
General	
+Segment	Standard 4:3
+Chassis	M34
+Software Delivery Mode	
+Software Version	
+Mains Voltage	110-240V
+Mains Frequency	50/60Hz
+Type Mains Cord	Argentina
Power Consumption (P)TV in On	
Power Consumption SB in Watts	Less than 6W
Power Consumption Semi SB in W	
+Power in "ON" for	
+Power in Standby for	
+Power in "OFF" for	
Weight (P)TV (incl. Packaging)	
Weight (P)TV (excl. Package)	
Weight AVUnit excl Packaging	
+INDICATION on BACKCOVER	
+Channel	

Date: 2003-11-26 15:30	Product: @ TK2529ST
ProductView.....:	
Report by.....:	
Specs / Products	
Final Equipment	
+Packaging - methods	
+Documents and manuals	
+Languages DFU	
+Cables Supplied	
+Antenna Supplied	
+Stand Supplied	
+Aux Equipm Supplied	Batteries for RC (2 x AA)
Packaging - width cm	
Packaging - height cm	
Packaging - depth cm	
Miscellaneous	
+EAN Indication	
+Approbation	CB
+Tests	
+Local Integration	
Various Perf. Param.	
+Service Call-Rate	
PIP/POP	
+Type	No PIP/POP
+Features	n/a
Digital Reception	
+Transmission	
Built-in Data System	
+Text Standard	
+(Tele)text Features	
+Nbr bckgrnd page / Mem Size	
+Text Technology	
+Digital Data handling	
+Program Guide	
Built-in Clock/Timer	
+Type	
+Features	
Built-in Radio	
+Type	
Built-in PC display	
+PC Synch	
+PC Control	
Built-in DVD drive	
+Type of Medium	
+Type of Deck	
Phased Out Items	
+Tuner/Frontend	X
+Sensitivity	
+CRT EHT	
+Lightning Protection	NO
+Account	
+XX(Radio Antenna in)	
+Non Volatile Memory	
+In Y/C + Cinch(CVBS+Mo)	
Version of deck	

Item No.	Description	Quantity Req.	Designator	Remarks
08-02513M-AVY	ASS' Y- AV BD	1		
11-2SK362-YBX	FET 2SK362-Y (N-CHANNEL)	1	0962	
11-2SK362-YBX	FET 2SK362-Y (N-CHANNEL)	1	0963	
11-SK2541-OBX	FET 2SK2541(N-CHANNEL)	1	0961	
18-CB0102-JNX	RES. C.F. 1K OHM 1/6W +/-5%	1	R952	
18-CB0102-JNX	RES. C.F. 1K OHM 1/6W +/-5%	1	R953	
18-CB0103-JNX	RES. C.F. 10K OHM 1/6W +/-5%	1	R968	
18-CB0153-JNX	RES. C.F. 15k OHM 1/6W +/-5%	1	R967	
18-CB0222-JNX	RES. C.F. 2.2k OHM 1/6W +/-5%	1	R966	
18-CB0223-JNX	RES. C.F. 22k OHM 1/6W +/-5%	1	R959	
18-CB0223-JNX	RES. C.F. 22k OHM 1/6W +/-5%	1	R954	
18-CB0223-JNX	RES. C.F. 22k OHM 1/6W +/-5%	1	R955	
18-CB0223-JNX	RES. C.F. 22k OHM 1/6W +/-5%	1	R956	
18-CB0223-JNX	RES. C.F. 22k OHM 1/6W +/-5%	1	R957	
18-CB0562-JNX	RES. C.F. 5.6k OHM 1/6W +/-5%	1	R964	
18-CB0820-JNX	RES. C.F. 82 OHM 1/6W +/-5%	1	R951	
18-CB0820-JNX	RES. C.F. 82 OHM 1/6W +/-5%	1	R962	
25-HCB101-M1X	CAP. ELEC 100 UF 16V +/-20%	1	C963	
25-HCB470-M1X	CAP. ELEC 47 UF 16V +/-20%	1	C951	
25-HCB470-M1X	CAP. ELEC 47 UF 16V +/-20%	1	C954	
25-HCB470-M1X	CAP. ELEC 47 UF 16V +/-20%	1	C955	
26-EBP103-ZFX	CAP. CER 0.01UF 50V +80/-20% F	1	C964	
26-EBP102-KBX	CAP. CER 1000 PF 50V +/-10% B	1	C962	
34-R220J2-OEX	COIL PL - 22 UH +/-5%	1	L961	
40-2906SM-S1C	P.C.B. SIDE AV BD	1		
41-WJ0060-B00	WIRE BARE JUMPER 6mm	1	J951	
41-WJ0060-B00	WIRE BARE JUMPER 6mm	1	JM13B	
46-39136H-07X	7P 2468#24/1185#26 550 TJC3-7Y/SCN-7Y	1		P902 FOR M. BD P901
47-RCA002-XX0	RCA SOCKET AV-8. 4-6 (WHITE)	1	P941L	
47-RCA003-XX0	RCA SOCKET AV-8. 4-6 (YELLOW)	1	P941V	
47-RCA017-XX0	RCA JACK RED (RCA-101P) (THREE FEET)	1	P941R	

Item No.	Description	Quantity Req.	Designator	Remarks
47-SVI001-XX0	SOCKET	1	P951	
08-02516M-YUY	ASS'Y - YUV PARTS	1		
11-SA1015-YBX	TRANSISTOR 2SA1015Y	1	Q933	
11-SC1815-YBX	TRANSISTOR 2SC1815Y	1	Q932	
11-SC1815-YBX	TRANSISTOR 2SC1815Y	1	Q934	
18-CB0102-JNX	RES. C.F. 1K OHM 1/6W +/-5%	1	R939	
18-CB0102-JNX	RES. C.F. 1K OHM 1/6W +/-5%	1	R940	
18-CB0102-JNX	RES. C.F. 1K OHM 1/6W +/-5%	1	R944	
18-CB0223-JNX	RES. C.F. 22k OHM 1/6W +/-5%	1	R937	
18-CB0223-JNX	RES. C.F. 22k OHM 1/6W +/-5%	1	R938	
18-CB0223-JNX	RES. C.F. 22k OHM 1/6W +/-5%	1	R942	
18-CB0223-JNX	RES. C.F. 22k OHM 1/6W +/-5%	1	R943	
18-CB0820-JNX	RES. C.F. 82 OHM 1/6W +/-5%	1	R935	
18-CB0820-JNX	RES. C.F. 82 OHM 1/6W +/-5%	1	R936	
27-MBC104-JOX	CAP. M.P.E 0.1 UF 63V +/-5%	1	C230	
27-MBC104-JOX	CAP. M.P.E 0.1 UF 63V +/-5%	1	C231	
41-WJ0050-B00	WIRE BARE JUMPER 5MM	1		FOR P9-P11 OF IC261
41-WJ0050-B00	WIRE BARE JUMPER 5MM	1		FOR P1-P3 OF IC261
41-WJ0100-B00	WIRE BARE JUMPER 10MM	1	J903	
41-WJ0100-B00	WIRE BARE JUMPER 10MM	1	J904	
41-WJ0200-B00	WIRE BARE JUMPER 20MM	1	J254	
41-WJ0200-B00	WIRE BARE JUMPER 20MM	1	J256	
47-RCA089-XX0	RCA SOCKET AV-3, 2-3LK-N2	1	P931	
18-CB0222-JNX	RES. C.F. 2.2k OHM 1/6W +/-5%	1	R941	
25-BCB100-M1X	CAP. ELEC 10 UF 16V +/-20%	1	C932	
25-BCB100-M1X	CAP. ELEC 10 UF 16V +/-20%	1	C933	
08-025276-FRY		1		
74-100100-8CD	POLYBAG (100CMX100CM)	1		FOR F. CAB.
74-120120-8CD	POLYBAG (120CMX120CM)	1		FOR R. CAB.
74-344740-50C	EPE BOARD ((750MMX580MMX5MM)	0.25		FOR F. CAB.
76-001497-OAF	CARTON BOX LWH 640X460X360MM	0.0216		FOR OTHER

Item No.	Description	Quantity Req.	Designator	Remarks
76-00C276-0AF	CARTON BOX	0.25		FOR F. CAB.
76-00C276-0AR	CARTON BOX	0.333		FOR R. CAB.
76-346740-01A	CARTON SHEET LWH 440X620X3MM	0.065		FOR OTHER
77-100100-6WC	BUBBLE BAG (100cmX100cm)	1		FOR F. CAB.
74-344740-50C	EPE BOARD ((750MMX580MMX5MM)	0.667		FOR R. CAB
08-02575M-CRY	ASS'Y - CRT BD	1		
10-1N4148-ABX	DIODE 1N4148 (SWITCHING)	1	D501	
10-1N4148-ABX	DIODE 1N4148 (SWITCHING)	1	D502	
10-1N4148-ABX	DIODE 1N4148 (SWITCHING)	1	L501	
11-A562TM-OBX	TRANSISTOR 2SA562TM-0	1	Q507	
11-SC1815-YBX	TRANSISTOR 2SC1815Y	1	Q502	
11-SC1815-YBX	TRANSISTOR 2SC1815Y	1	Q504	
11-SC1815-YBX	TRANSISTOR 2SC1815Y	1	Q506	
11-SC4544-0AX	TRANSISTOR 2SC4544	1	Q501	
11-SC4544-0AX	TRANSISTOR 2SC4544	1	Q503	
11-SC4544-0AX	TRANSISTOR 2SC4544	1	Q505	
18-CB0102-JNX	RES. C.F. 1K OHM 1/6W +/-5%	1	R515	
18-CB0272-JNX	RES. C.F. 2.7k OHM 1/6W +/-5%	1	R514	
18-CB0561-JNX	RES. C.F. 560 OHM 1/6W +/-5%	1	R501	
18-CB0561-JNX	RES. C.F. 560 OHM 1/6W +/-5%	1	R505	
18-CB0561-JNX	RES. C.F. 560 OHM 1/6W +/-5%	1	R510	
18-CB0681-JNX	RES. C.F. 680 OHM 1/6W +/-5%	1	R506	
18-CB0681-JNX	RES. C.F. 680 OHM 1/6W +/-5%	1	R509	
18-CB0681-JNX	RES. C.F. 680 OHM 1/6W +/-5%	1	R511	
18-CB0681-JNX	RES. C.F. 680 OHM 1/6W +/-5%	1	R522	
18-CB0681-JNX	RES. C.F. 680 OHM 1/6W +/-5%	1	R502	
18-CB0681-JNX	RES. C.F. 680 OHM 1/6W +/-5%	1	R503	
18-CB0681-JNX	RES. C.F. 680 OHM 1/6W +/-5%	1	R508	
18-CB0681-JNX	RES. C.F. 680 OHM 1/6W +/-5%	1	R513	
18-FE0272-JNX	RES. M.O. 2.7K OHM 1/2W +/-5%	1	R519	
18-FE0272-JNX	RES. M.O. 2.7K OHM 1/2W +/-5%	1	R520	

Item No.	Description	Quantity Req.	Designator	Remarks
18-FE0272-JNX	RES. M.O. 2.7K OHM 1/2W +/-5%	1	R521	
18-FG0183-JHX	RES. M.O. 18K OHM 2W +/-5%	1	R516	
18-FG0183-JHX	RES. M.O. 18K OHM 2W +/-5%	1	R517	
18-FG0183-JHX	RES. M.O. 18K OHM 2W +/-5%	1	R518	
25-BLA100-M1X	CAP. ELEC 10 UF 250V +/-20%	1	C504	
26-AMK102-KRX	CAP. CER 1000 pF 2KV +/-10% R	1	C505	
26-EBP103-ZFX	CAP. CER 0.01UF 50V +80/-20% F	1	C508	
26-EBP103-ZFX	CAP. CER 0.01UF 50V +80/-20% F	1	C509	
26-EBP391-JCX	CAP. CER. 390PF 50V +/-5% CH	1	C501	
26-EBP391-JCX	CAP. CER. 390PF 50V +/-5% CH	1	C502	
26-EBP471-JCX	CAP. CER 470PF 50V +/-5% CH	1	C503	
34-R220K2-1BX	COIL CHOKE 22 UH +/-10%	1	L502	
35-237250-00X	FERR. BEAD HF70 4.5X5.0	2		FOR C508(L505 & L506)
40-2980UA-CRA	P.C.B. CRT BD	1		
41-WJ0050-B00	WIRE BARE JUMPER 5MM	1	L504	
41-WJ0050-B00	WIRE BARE JUMPER 5MM	1	L503	
41-WJ0060-B00	WIRE BARE JUMPER 6mm	1	R504	
41-WJ0060-B00	WIRE BARE JUMPER 6mm	1	R507	
41-WJ0060-B00	WIRE BARE JUMPER 6mm	1	R512	
41-WJ0075-B00	WIRE BARE JUMPER 7.5MM	1	J503	
46-10967W-01X	PIN BASE *1 TJC1-1A	1	P501 F	FOR CRT GROUNDING HOUS.
46-30615H-04X	HS 4P24 460 F/W TJC3-4Y/SCN-4	1	P502 F	FOR M.BD P421
46-37030H-05X	HS 5P 2468#24 450 TJC3-5Y/SCN	1	P503 F	FOR M.BD P201
47-265540-0U7	SOCKET CRT GZS10-2-4 (C.B.)	1	S501	
25-BCB471-M1X	CAP. ELEC 470 UF 16V +/-20%	1	C506	
08-02988M-CFY	ASS'Y - COMB FILTER BD	1		
11-SK2541-OBX	FET 2SK2541(N-CHANNEL)	1	Q1111	
13-OTDA91-81P	I.C TDA9181 (COMB FILTER)	1	IC1101	
18-CB0103-JNX	RES. C.F. 10K OHM 1/6W +/-5%	1	R1112	
18-CB0472-JNX	RES. C.F. 4.7k OHM 1/6W +/-5%	1	R1111	
26-EBP102-KBX	CAP. CER 1000 PF 50V +/-10% B	1	C1123	

Item No.	Description	Quantity Req.	Designator	Remarks
26-EBP103-ZFX	CAP. CER 0.01UF 50V +80/-20% F	1	C1114	
26-EBP103-ZFX	CAP. CER 0.01UF 50V +80/-20% F	1	C1116	
26-EBP103-ZFX	CAP. CER 0.01UF 50V +80/-20% F	1	C1117	
26-EBP103-ZFX	CAP. CER 0.01UF 50V +80/-20% F	1	C1118	
26-EBP103-ZFX	CAP. CER 0.01UF 50V +80/-20% F	1	C1119	
26-EBP150-JCX	CAP. CER 15PF 50V +/-5% CH	1	C1120	
26-EBP150-JCX	CAP. CER 15PF 50V +/-5% CH	1	C1122	
26-EBP222-KBX	CAP. CER 2200PF 50V +/-10% B	1	C1111	
27-MBC104-JOX	CAP. M.P.E 0.1 UF 63V +/-5%	1	C1112	
34-R100J2-OEX	COIL PL - 10 UH +/-5%	1	L1111	
34-R100J2-OEX	COIL PL - 10 UH +/-5%	1	L1112	
40-2980UA-CBB	P. C. B. COMB F.	1		
41-WJ0065-B00	WIRE BARE JUMPER 6.5MM	1	J1112	
41-WJ0065-B00	WIRE BARE JUMPER 6.5MM	1	J1116	
41-WJ0065-B00	WIRE BARE JUMPER 6.5MM	1	R1114	
41-WJ0070-B00	WIRE BARE JUMPER 7MM	1	J1113	
41-WJ0080-B00	WIRE BARE JUMPER 8 MM	1	J1111	
46-2155OW-12X	HEADER *12 TS12B-SQ-1 L=10MM	1	P1101	
25-BCB470-M1X	CAP. ELEC 47 UF 16V +/-20%	1	C1113	
25-BCB470-M1X	CAP. ELEC 47 UF 16V +/-20%	1	C1115	
25-BFB479-M1X	CAP. ELEC 4.7 UF 50V +/-20%	1	C1121	
08-02988M-MSY	ASS'Y - MSP PARTS	1		
11-SC1815-YBX	TRANSISTOR 2SC1815Y	1	Q1001	
11-SC1815-YBX	TRANSISTOR 2SC1815Y	1	Q1002	
11-SC1815-YBX	TRANSISTOR 2SC1815Y	1	Q1003	
11-SC1815-YBX	TRANSISTOR 2SC1815Y	1	Q1004	
18-CB0101-JNX	RES. C.F. 100 OHM 1/6W +/-5%	1	R1001	
18-CB0101-JNX	RES. C.F. 100 OHM 1/6W +/-5%	1	R1002	
18-CB0102-JNX	RES. C.F. 1K OHM 1/6W +/-5%	1	R1021	
18-CB0102-JNX	RES. C.F. 1K OHM 1/6W +/-5%	1	R1004	
18-CB0102-JNX	RES. C.F. 1K OHM 1/6W +/-5%	1	R1022	

Item No.	Description	Quantity Req.	Designator	Remarks
18-CB0102-JNX	RES. C.F. 1K OHM 1/6W +/-5%	1	R1023	
18-CB0102-JNX	RES. C.F. 1K OHM 1/6W +/-5%	1	R1024	
18-CB0102-JNX	RES. C.F. 1K OHM 1/6W +/-5%	1	R1025	
18-CB0103-JNX	RES. C.F. 10K OHM 1/6W +/-5%	1	R1003	
18-CB0152-JNX	RES. C.F. 1.5k OHM 1/6W +/-5%	1	R1007	
18-CB0332-JNX	RES. C.F. 3.3k OHM 1/6W +/-5%	1	R1005	
18-CB0470-JNX	RES. C.F. 47 OHM 1/6W +/-5%	1	R1006	
26-ABC152-KBX	CAP. CER 1500 PF 50V +/-10% B	1	C1012	
26-ABC339-CZX	CAP. CER 3.3 PF 50V +/-0.25 SL	1	C1001	
26-ABC339-CZX	CAP. CER 3.3 PF 50V +/-0.25 SL	1	C1002	
26-EBP102-KBX	CAP. CER 1000 PF 50V +/-10% B	1	C1021	
26-EBP102-KBX	CAP. CER 1000 PF 50V +/-10% B	1	C1022	
26-EBP102-KBX	CAP. CER 1000 PF 50V +/-10% B	1	C1023	
26-EBP102-KBX	CAP. CER 1000 PF 50V +/-10% B	1	C1024	
26-EBP471-JCX	CAP. CER 470PF 50V +/-5% CH	1	C1025	
26-EBP560-JZX	CAP. CER 56PF 50V +/-5% SL TUBE	1	C1003	
26-EBP560-JZX	CAP. CER 56PF 50V +/-5% SL TUBE	1	C1004	
26-EBP560-JZX	CAP. CER 56PF 50V +/-5% SL TUBE	1	C1005	
34-R220J2-OEX	COIL PL - 22 UH +/-5%	1	L1001	
41-WJ0060-B00	WIRE BARE JUMPER 6mm	1	J1002	
41-WJ0060-B00	WIRE BARE JUMPER 6mm	1	J1003	
41-WJ0060-B00	WIRE BARE JUMPER 6mm	1	J1005	
41-WJ0065-B00	WIRE BARE JUMPER 6.5MM	1	J1006	
41-WJ0065-B00	WIRE BARE JUMPER 6.5MM	1	J1007	
41-WJ0065-B00	WIRE BARE JUMPER 6.5MM	1	J1009	
41-WJ0080-B00	WIRE BARE JUMPER 8 MM	1	J1004	
41-WJ0090-B00	WIRE BARE JUMPER 9MM	1	J1001	
45-OSC18M-4Y0	CRYSTAL 18.432M	1	X1001	
25-BCB100-M1X	CAP. ELEC 10 UF 16V +/-20%	1	C1013	
25-BCB100-M1X	CAP. ELEC 10 UF 16V +/-20%	1	C1014	
25-BCB100-M1X	CAP. ELEC 10 UF 16V +/-20%	1	C1015	

Item No.	Description	Quantity Req.	Designator	Remarks
25-BCB100-M1X	CAP. ELEC 10 UF 16V +/-20%	1	C1016	
25-BCB100-M1X	CAP. ELEC 10 UF 16V +/-20%	1	C1008	
25-BCB470-M1X	CAP. ELEC 47 UF 16V +/-20%	1	C1019	
25-BFB339-M1X	CAP. ELEC 3.3 UF 50V +/-20%	1	C1010	
13-P3440G-B8P	IC MSP3440G B8(52-PIN PSDIP)	1	IC1001	
41-WJ0050-B00	WIRE BARE JUMPER 5MM	1	J1021	
41-WJ0050-B00	WIRE BARE JUMPER 5MM	1	J1022	
26-EBP390-JCX	CAP. CER 39PF 50V +/-5% CH	1	C1034	
26-EBP390-JCX	CAP. CER 39PF 50V +/-5% CH	1	C1035	
26-EBP103-ZFX	CAP. CER 0.01UF 50V +80/-20% F	1	C1006	
26-EBP103-ZFX	CAP. CER 0.01UF 50V +80/-20% F	1	C1009	
26-EBP103-ZFX	CAP. CER 0.01UF 50V +80/-20% F	1	C1011	
26-EBP103-ZFX	CAP. CER 0.01UF 50V +80/-20% F	1	C1018	
26-EBP104-ZFX	CAP. CER 0.1UF 50V +80/-20%	1	C1017	
26-EBP104-ZFX	CAP. CER 0.1UF 50V +80/-20%	1	C1030	
26-EBP104-ZFX	CAP. CER 0.1UF 50V +80/-20%	1	C1031	
26-EBP104-ZFX	CAP. CER 0.1UF 50V +80/-20%	1	C1032	
26-EBP104-ZFX	CAP. CER 0.1UF 50V +80/-20%	1	C1033	
08-OC276M-KEN		1		
18-CB0152-JNX	RES. C.F. 1.5k OHM 1/6W +/-5%	1	R023A	
18-CB0182-JNX	RES. C.F. 1.8k OHM 1/6W +/-5%	1	R024A	
18-CB0272-JNX	RES. C.F. 2.7k OHM 1/6W +/-5%	1	R025A	
18-CB0432-JNX	RES. C.F. 4.3k OHM 1/6W +/-5%	1	R026A	
18-CB0622-JNX	RES. C.F. 6.2k OHM 1/6W +/-5%	1	R027A	
40-29166T-KEA	P.C.B. KEY BD	1		
46-39259H-02X	HS 2P2468#24 1000 TJC3-2Y/JC25-26	1		P004A FOR M. BD P003A
48-TAC001-XX0	TACT SWITCH	1	S001A	
48-TAC001-XX0	TACT SWITCH	1	S002A	
48-TAC001-XX0	TACT SWITCH	1	S003A	
48-TAC001-XX0	TACT SWITCH	1	S004A	
48-TAC001-XX0	TACT SWITCH	1	S005A	

Item No.	Description	Quantity Req.	Designator	Remarks
48-TAC001-XX0	TACT SWITCH	1	S006A	
08-OC276M-SW1		1		
11-IRR001-3X0	IR RECEIVER MODULE HK381A	1	IR1001	
14-LED05R-XX1	LED RED FB205	1	D1001	
18-CB0470-JNX	RES. C.F. 47 OHM 1/6W +/-5%	1	R1002	
18-CB0471-JNX	RES. C.F. 470 OHM 1/6W +/-5%	1	R1003	
25-BCB470-M1X	CAP. ELEC 47 UF 16V +/-20%	1	C1001	
40-T34276-SWB	P.C.B. POWER SWITCH BD	1		
41-WJ0075-B00	WIRE BARE JUMPER 7.5MM	1	J1001	
46-28559W-02X	PIN BASE *2 TJC1-2A	1	S1002	
46-28559W-02X	PIN BASE *2 TJC1-2A	1		S1001 FOR POWER CORD
46-32269H-02X	HS 2P22 200 TJC1-2Y/TJC1-2Y	1		FOR PWR SW. BD(S1002) & PWR PARTS
46-37030H-05X	HS 5P 2468#24 450 TJC3-5Y/SCN	1		P1001 FOR M. BD P001
48-POW001-AX0	SWITCH POWER	1	SW1001	
51-DC0220-Q0B01	POWER CORD	1		
62-262660-OHA	POWER SW. ADAPTER HIPS-DOW 492J (HB)	1		
62-310430-OHA	LED HOLDER (COMMON)	1		
08-2513SM-PWN		1		
10-00EU1Z-FBX	DIODE EU1Z (FAST RECOVERY)	1	D804	
10-00EU1Z-FBX	DIODE EU1Z (FAST RECOVERY)	1	D805	
10-00EU1Z-FBX	DIODE EU1Z (FAST RECOVERY)	1	D806	
10-0EU2YX-FBX	DIODE EU2YX (FAST RECOVERY)	1	D833	
10-0EU2YX-FBX	DIODE EU2YX (FAST RECOVERY)	1	D834	
10-0FR104-FBX	DIODE FR104 (FAST RECTIFIER)	1	D832	
10-0RU3AM-FOX	DIODE RU3AM (FAST RECOVERY)	1	D831	
10-0RU4YX-FOX	DIODE RU4YX (FAST RECOVERY)	1	D830	
10-1N4004-EBX	DIODE 1N4004 (RECTIFIER)	1	D843	
10-1N4148-ABX	DIODE 1N4148 (SWITCHING)	1	D842	
10-1N4148-ABX	DIODE 1N4148 (SWITCHING)	1	D816	
10-1N4148-ABX	DIODE 1N4148 (SWITCHING)	1	D815	
10-D3SB60-H7X	DIODE D3SB60 (BRIDGE RECT.)	1	DB801	

Item No.	Description	Quantity Req.	Designator	Remarks
10-HER108-FBX	DIODE HER108	1	D803	
10-HS10VC-DBX	DIODE 500mW 10HSC	1	D840	
10-HS16VC-DBX	DIODE 500mW 16HSC	1	D807	
10-HS2V4A-DBX	DIODE 500mW 2.4HSA	1	D841	
10-HS3V9A-DBX	DIODE 500mW 3.9HSA	1	D839	
11-0BF422-OBX	TRANSISTOR BF422 (NPN)	1	Q831	
11-SA1015-YBX	TRANSISTOR 2SA1015Y	1	Q815	
11-SB649A-CAX	TRANSISTOR HSB649A-C	1	Q830	
11-SC4793-OAX	TRANSISTOR 2SC4793	1	Q801	
13-00SE14-ONS	IC SE140N	1	IC831	
13-OHPC92-2CP	PHOTO COUPLER HPC922-C	1	IC802	
13-L7809C-VAP	IC L7809CV	1	IC851	
13-STRF66-56P	IC STR-F6656	1	IC801	
13-UA7805-COS	IC UA7805C	1	IC841	
18-CB0102-JNX	RES. C.F. 1K OHM 1/6W +/-5%	1	R816	
18-CB0152-JNX	RES. C.F. 1.5k OHM 1/6W +/-5%	1	R833	
18-CB0223-JNX	RES. C.F. 22k OHM 1/6W +/-5%	1	R840	
18-CB0392-JNX	RES. C.F. 3.9k OHM 1/6W +/-5%	1	R841	
18-CB0682-JNX	RES. C.F. 6.8k OHM 1/6W +/-5%	1	R832	
18-CD0100-JNX	RES. C.F. 10 OHM 1/4W +/-5%	1	R815	
18-CD0102-JNX	RES. C.F. 1k OHM 1/4W +/-5%	1	R805	
18-CD0102-JNX	RES. C.F. 1k OHM 1/4W +/-5%	1	R808	
18-CD0272-JNX	RES. C.F. 2.7k OHM 1/4W +/-5%	1	R813	
18-CD0272-JNX	RES. C.F. 2.7k OHM 1/4W +/-5%	1	R838	
18-CD0470-JNX	RES. C.F. 47 OHM 1/4W +/-5%	1	R809	
18-CD0479-JNX	RES. C.F. 4.7 OHM 1/4W +/-5%	1	R811	
18-CD0560-JNX	RES. C.F. 56 OHM 1/4W +/-5%	1	R837	
18-CD0829-JNX	RES. C.F. 8.2 OHM 1/4W +/-5%	1	R842	
18-CE0105-JNX	RES. C.F. 1M OHM 1/2W +/-5%	1	R806	
18-CE0105-JNX	RES. C.F. 1M OHM 1/2W +/-5%	1	R806A	
18-CE0563-JNX	RES. C.F. 56k OHM 1/2W +/-5%	1	R803	

Item No.	Description	Quantity Req.	Designator	Remarks
18-CE0563-JNX	RES. C.F. 56k OHM 1/2W +/-5%	1	R804	
18-FG0223-JHX	RES. M.O. 22K OHM 2W +/-5%	1	R836	
18-FG0333-JHX	RES. M.O. 33K OHM 2W +/-5%	1	R810	
18-FG0333-JHX	RES. M.O. 33K OHM 2W +/-5%	1	R839	
18-KE0105-JN3	RES. H.VOLT. CC 1M OHM 1/2W +/-5%	1	R801	
18-KF0825-JH3	RES. H.VOLT. CC 8.2M OHM 1W +/-5%	1	R835	
18-RG0138-JHX	RES. WIRE ROUND 0.13 OHM 2W +/-5%	1	R807	
18-RG0228-JHX	RES. WIRE ROUND 0.22 OHM 2W +/-5%	1	R830	
22-NTC479-XX0	NTC 4.7 OHM +/-18% NTC4.7D2-14	1	R802	
22-PTC140-XX0	POSISTOR 14 OHM	1	RT801	
25-BCA102-M1X	CAP. ELEC 1000 UF 16V +/-20%	1	C846	
25-BCB331-M1X	CAP. ELEC 330 UF 16V +/-20%	1	C843	
25-BCB470-M1X	CAP. ELEC 47 UF 16V +/-20%	1	C849	
25-BCB470-M1X	CAP. ELEC 47 UF 16V +/-20%	1	C855	
25-BDB470-M1X	CAP. ELEC 47 UF 25V +/-20%	1	C809	
25-BEA102-M1X	CAP. ELEC 1000 UF 35V +/-20%	1	C832	
25-BKA100-M1X	CAP. ELEC 10 UF 200V +/-20%	1	C808	
25-BKA100-M1X	CAP. ELEC 10 UF 200V +/-20%	1	C838	
25-BKJ221-M1X	CAP. ELEC 220 UF 200V +/-20%	1	C835	
25-BMJ391-M1X	CAP. ELEC 390 UF 400V +/-20%	1	C806	
26-AIC221-KBX	CAP. CER 220 PF 500V +/-10% B	1	C830	
26-AIC221-KBX	CAP. CER 220 PF 500V +/-10% B	1	C833	
26-AIC221-KBX	CAP. CER 220 PF 500V +/-10% B	1	C836	
26-AIC221-KBX	CAP. CER 220 PF 500V +/-10% B	1	C844	
26-AIC221-KBX	CAP. CER 220 PF 500V +/-10% B	1	C841	
26-AIM103-KBX	CAP. CER 0.01UF 500V +/-10% B	1	C805	
26-AIM103-KBX	CAP. CER 0.01UF 500V +/-10% B	1	C834	
26-AIM103-KBX	CAP. CER 0.01UF 500V +/-10% B	1	C837	
26-AKK222-KRX	CAP. CER 2200 PF 1KV +/-10% R	1	C814	
26-AMK221-JZX	CAP. CER 220pF 2KV +/-5% SL	1	C807	
26-APK222-ME4	CAP. CER 2200PF 400VAC +/-20% E	1	C839	

Item No.	Description	Quantity Req.	Designator	Remarks
26-APK471-KB4	CAP. CER 470 pF 400VAC +/-10%	1	C812	
26-APK471-KB4	CAP. CER 470 pF 400VAC +/-10%	1	C813	
26-AQK472-ZFX	CAP. CER 4700PF 250VAC+80-20%F	1	C803	
26-AQK472-ZFX	CAP. CER 4700PF 250VAC+80-20%F	1	C804	
26-EBP102-KBX	CAP. CER 1000 PF 50V +/-10% B	1	C811	
26-EBP103-ZFX	CAP. CER 0.01UF 50V +80/-20% F	1	C831	
26-EBP103-ZFX	CAP. CER 0.01UF 50V +80/-20% F	1	C815	
26-EBP103-ZFX	CAP. CER 0.01UF 50V +80/-20% F	1	C842	
26-EBP103-ZFX	CAP. CER 0.01UF 50V +80/-20% F	1	C845	
26-EBP103-ZFX	CAP. CER 0.01UF 50V +80/-20% F	1	C847	
26-EBP103-ZFX	CAP. CER 0.01UF 50V +80/-20% F	1	C848	
26-EBP103-ZFX	CAP. CER 0.01UF 50V +80/-20% F	1	C854	
26-EBP103-ZFX	CAP. CER 0.01UF 50V +80/-20% F	1	C856	
26-EBP221-JCX	CAP. CER 220PF 50V +/-5% CH	1	C810	
27-AQT224-MVH	CAP. M. PP 0.22 UF 275VAC 20%	1	C802	
27-AQT224-MVH	CAP. M. PP 0.22 UF 275VAC 20%	1	C801	
27-MHM104-KOX	CAP. METAL P.E. 0.1UF 400V 10%	1	C802A	
34-A608K6-1BX	COIL CHOKE 0.6 UH +/-10%	1	L801	
34-R220K2-1BX	COIL CHOKE 22 UH +/-10%	1	L838	
35-237250-00X	FERR. BEAD HF70 4.5X5.0	2		FOR D804
35-237250-00X	FERR. BEAD HF70 4.5X5.0	2		FOR D831
35-237250-00X	FERR. BEAD HF70 4.5X5.0	2		FOR D833
35-237250-00X	FERR. BEAD HF70 4.5X5.0	2		FOR D832
35-237250-00X	FERR. BEAD HF70 4.5X5.0	2		FOR D834
35-237250-00X	FERR. BEAD HF70 4.5X5.0	2		FOR D830
36-LIF001-XX0	LINE FILTER LCL1602	1	T803	
36-LIF022-AX0	LINE FILTER	1	T801	
36-TRF001-AX2	TRANSFORMER CONV. BCK-4901-77	1	T802	
41-WJ0060-B00	WIRE BARE JUMPER 6mm	1	J812	
41-WJ0085-B00	WIRE BARE JUMPER 8.5MM	1	J801	
41-WJ0100-B00	WIRE BARE JUMPER 10MM	1	J815	

Item No.	Description	Quantity Req.	Designator	Remarks
41-WJ0100-B00	WIRE BARE JUMPER 10MM	1	J816	
41-WJ0100-B00	WIRE BARE JUMPER 10MM	1	D850	
41-WJ0100-B00	WIRE BARE JUMPER 10MM	1	J850	
41-WJ0100-B00	WIRE BARE JUMPER 10MM	1	J851	
41-WJ0125-B00	WIRE BARE JUMPER 12.5MM	1	J806	
41-WJ0125-B00	WIRE BARE JUMPER 12.5MM	1	R831	
41-WJ0125-B00	WIRE BARE JUMPER 12.5MM	1	J808	
41-WJ0135-B00	WIRE BARE JUMPER 13.5MM	1	J814	
41-WJ0145-B00	WIRE BARE JUMPER 14.5MM	1	J807	
41-WJ0150-B00	WIRE BARE JUMPER 15MM	1	R812	
41-WJ0150-B00	WIRE BARE JUMPER 15MM	1	J809	
41-WJ0150-B00	WIRE BARE JUMPER 15MM	1	J814A	
41-WJ0175-B00	WIRE BARE JUMPER 17.5MM	1	J804	
41-WJ0175-B00	WIRE BARE JUMPER 17.5MM	1	J803A	
41-WJ0200-B00	WIRE BARE JUMPER 20MM	1	J805	
46-10962W-02X	PIN BASE *2 TJC2-2A	1		P801 FOR DEGAUSSING COIL
46-28559W-02X	PIN BASE *2 TJC1-2A	1	P802	
50-03150D-1GS1	FUSE 3.15AT 250VAC 5mmX20mm	1	F801	
64-B30120-104	M/C SCREW B 3 X 12	1		FOR IC801
64-P30080-104	M/C SCREW P 3 X 8	2		MTG H. SINK(67-H29550-8A0&67-H34692-0A0)
64-P30080-104	M/C SCREW P 3 X 8	2		FOR IC851 & IC841
65-Z30050-23M	NUT M 3	1		FOR IC801
66-20516X-0B0	FUSE HOLDER	2		FOR F801
66-343730-0B0	HOLLOW RIVET 1.6X3.0XL3.2	2		FOR L838
66-343730-0B0	HOLLOW RIVET 1.6X3.0XL3.2	3		FOR RT801
66-343730-0B0	HOLLOW RIVET 1.6X3.0XL3.2	2		FOR C802
66-343730-0B0	HOLLOW RIVET 1.6X3.0XL3.2	4		FOR T801
66-343730-0B0	HOLLOW RIVET 1.6X3.0XL3.2	2		FOR D830
66-343730-0B0	HOLLOW RIVET 1.6X3.0XL3.2	2		FOR D831
66-343730-0B0	HOLLOW RIVET 1.6X3.0XL3.2	4		FOR T803
66-343730-0B0	HOLLOW RIVET 1.6X3.0XL3.2	2		FOR C801

Item No.	Description	Quantity Req.	Designator	Remarks
66-343730-0B0	HOLLOW RIVET 1.6X3.0XL3.2	5		FOR T802(P1, P9, P10, P18, P3)
66-343730-0B0	HOLLOW RIVET 1.6X3.0XL3.2	2		FOR DB801(+)/(-)
66-382330-0B7	RIVET 2.0X3.7X3.5	2		FOR C835
66-382330-0B7	RIVET 2.0X3.7X3.5	2		FOR C806
66-382330-0B7	RIVET 2.0X3.7X3.5	2		FOR P801
67-109180-4M2	HEAT SINK	1		FOR IC851
67-H27292-3A0	HEAT SINK	1		FOR IC841
67-H29550-8A0	HEAT SINK	1		FOR IC801
67-H34692-0A0	HEAT SINK	1		FOR IC801
08-C276SM-AGO		1		
58-C276MP-0U1	PLATE MODEL NO.	0		
72-C276SM-E49	OPERATION MANUAL	0		
75-C276LL-CC0	POLYFOAM "LL"	0		
75-C276LR-CC0	POLYFOAM "LR"	0		
75-C276UL-CC0	POLYFOAM "UL"	0		
75-C276UR-CC0	POLYFOAM "UR"	0		
76-A25276-0AT	CARTON BOX	0		
08-C276SM-FCN		1		
02-GND025-XX0	ASS"Y - CRT GND WIRE&HOUSE	1		
36-DEG250-BX1	DEGAUSSING COIL 2730mm	1		
42-61308F-XX2	SPEAKER 8 OHM 8W	1	SP601	
42-61308F-XX2	SPEAKER 8 OHM 8W	1	SP602	
44-250FLS-FD1A	CRT 64SX502Y22-DC02 (AFSA)	1	CRT01	
46-14026H-02X	HS 2P 2468#22 570mm S11-2Y/7mm	1		P601H FOR M.BD P601
46-27580H-02X	HS 2P22 600/7 TJC3-2Y	1		P602H FOR M.BD P602
46-27688H-04X	HS 4P A/B 400/13 RBGW TJC1/4Y	1		P411H FOR D.Y COIL
54-113970-0U0	PVC TUBE #5 L=ROLL	0.32		FOR SPK HOUSING
54-205140-000	SPACER CRT MOUNTING T=2MM	4		MTG CRT & F. CAB.
54-314740-0X0	CRT FIBRE SHEET (22mmX22mmX0.8mm)	4		FOR CRT & F. CAB.
55-C276FC-OCN	FRONT CABINET	1		
56-C276FB-OHA	PUSH BUTTON	1		

Item No.	Description	Quantity Req.	Designator	Remarks
56-C276LS-OHC	LENS	1		
56-C276PK-OHA	POWER KNOB	1		
57-10654X-00F	cable ties (2.5mmX95mm)	13		
59-130460-00X	RUBBER PAD (25mmX7mm)	2		STICK ON F.CAB. (FOOTING)
59-312160-000	SPEAKER RUBBER CUSHION	8		FOR SPK & F. CAB.
63-B30100-AB4	S/T SCREW B 3 X 10 AB	2		MTG PUSH BUTTON & F. CAB.
63-W30080-AB4	S/T SCREW W 3 X 8 AB	3		MTG PUSH BUTTON & KEY BD
63-W30100-AB4	S/T SCREW W 3 X 10 AB	1		MTG LENS TO F.CAB.
63-W30100-AB4	S/T SCREW W 3 X 10 AB	2		MTG SWITCH BD & FRONT CAB.
63-W30140-HS4	S/T SCREW W 3 X 14 HS	8		MTG SPK TO F.CAB.
65-A35150-12E	WASHER 3.5mmX15.0mmX1.2mm	2		FOR SWITCH BD
65-A60180-20E	EXT. TOOTH WASHTER 6 X 18 X 2	4		MTG CRT & F. CAB.
67-X21679-0E0	SPRING CRT 6mmX50mmX0.6mm	2		
67-X24970-0E0	SPRING	1		
63-H60300-BF4	S/T SCREW H 6 X 30 BF	4		
54-114000-00X	FELT TAPE (150mmX19mmX0.3mm)	9		
08-C276SM-MAN		1		
10-0BY228-FOX	DIODE BY228	1	D411	
10-0FR104-FBX	DIODE FR104 (FAST RECTIFIER)	1	D412	
10-0FR104-FBX	DIODE FR104 (FAST RECTIFIER)	1	D421	
10-0FR104-FBX	DIODE FR104 (FAST RECTIFIER)	1	D431	
10-0FR104-FBX	DIODE FR104 (FAST RECTIFIER)	1	D441	
10-1N4001-EBX	DIODE 1N4001 (RECTIFIER)	1	D301	
10-1N4148-ABX	DIODE 1N4148 (SWITCHING)	1	D031	
10-1N4148-ABX	DIODE 1N4148 (SWITCHING)	1	D203	
10-1N4148-ABX	DIODE 1N4148 (SWITCHING)	1	D211	
10-1N4148-ABX	DIODE 1N4148 (SWITCHING)	1	D212	
10-1N4148-ABX	DIODE 1N4148 (SWITCHING)	1	D213	
10-1N4148-ABX	DIODE 1N4148 (SWITCHING)	1	D223	
10-1N4148-ABX	DIODE 1N4148 (SWITCHING)	1	D221	
10-1N4148-ABX	DIODE 1N4148 (SWITCHING)	1	D601	

Item No.	Description	Quantity Req.	Designator	Remarks
10-1N4148-ABX	DIODE 1N4148 (SWITCHING)	1	D631	
10-1N4148-ABX	DIODE 1N4148 (SWITCHING)	1	D711	
10-1N4148-ABX	DIODE 1N4148 (SWITCHING)	1	D721	
10-79C33V-DBX	DIODE ZENER 33V 1/2W 5%	1	D101	
10-79C8V2-DBX	DIODE ZENER 8V2 1/2W 5%	1	D471	
10-HS12VC-DBX	DIODE 500mW 12HSC	1	D731	
10-HS12VC-DBX	DIODE 500mW 12HSC	1	D732	
10-HS4V7C-DBX	DIODE 500mW 4.7HSC	1	D222	
10-HS5V1B-DBX	DIODE 500mW 5.1HSB	1	D001	
11-0BC337-OBX	TRANSISTOR (NPN) BC337-40	1	Q008	
11-C144ES-OBX	TRANSISTOR PDMC144ES (NPN)	1	Q632	
11-DD1556-OAX	TRANSISTOR 3DD1556	1	Q412	
11-DD2603-RAX	TRANSISTOR 3DD2603-R	1	Q722	
11-SA1015-YBX	TRANSISTOR 2SA1015Y	1	Q009	
11-SA1015-YBX	TRANSISTOR 2SA1015Y	1	Q203	
11-SA1015-YBX	TRANSISTOR 2SA1015Y	1	Q211	
11-SA1015-YBX	TRANSISTOR 2SA1015Y	1	Q631	
11-SA1015-YBX	TRANSISTOR 2SA1015Y	1	Q721	
11-SA1015-YBX	TRANSISTOR 2SA1015Y	1	Q911	
11-SC1815-YBX	TRANSISTOR 2SC1815Y	1	Q006	
11-SC1815-YBX	TRANSISTOR 2SC1815Y	1	Q251	
11-SC1815-YBX	TRANSISTOR 2SC1815Y	1	Q252	
11-SC1815-YBX	TRANSISTOR 2SC1815Y	1	Q451	
11-SC1815-YBX	TRANSISTOR 2SC1815Y	1	Q711	
11-SC1815-YBX	TRANSISTOR 2SC1815Y	1	Q901	
11-SC1815-YBX	TRANSISTOR 2SC1815Y	1	Q902	
11-SC1815-YBX	TRANSISTOR 2SC1815Y	1	Q903	
11-SC1815-YBX	TRANSISTOR 2SC1815Y	1	Q912	
11-SC1815-YBX	TRANSISTOR 2SC1815Y	1	Q931	
11-SC2482-OBX	TRANSISTOR 2SC2482	1	Q401	
11-SC3779-DBX	TRANSISTOR 2SC3779D (RF AMPL)	1	Q101	

Item No.	Description	Quantity Req.	Designator	Remarks
11-SK2541-OBX	FET 2SK2541(N-CHANNEL)	1	0007	
13-000040-52P	IC 4052	1	IC901	
13-00M24C-04P	IC 4K EEPROM M24C04-BN6	1	IC002	
13-0TA842-7KS	IC TA8427K	1	IC301	
13-0TDA26-16S	IC TDA2616 (AUDIO O/P)	1	IC601	
13-A12V01-TOP	IC TCL-A12V01-T0	1	IC001	
13-TB1240-ANP	IC TB1240AN	1	IC201	
18-CB0101-JNX	RES. C. F. 100 OHM 1/6W +/-5%	1	R012	
18-CB0101-JNX	RES. C. F. 100 OHM 1/6W +/-5%	1	R013	
18-CB0101-JNX	RES. C. F. 100 OHM 1/6W +/-5%	1	R018	
18-CB0101-JNX	RES. C. F. 100 OHM 1/6W +/-5%	1	R022	
18-CB0101-JNX	RES. C. F. 100 OHM 1/6W +/-5%	1	R048	
18-CB0101-JNX	RES. C. F. 100 OHM 1/6W +/-5%	1	R053	
18-CB0101-JNX	RES. C. F. 100 OHM 1/6W +/-5%	1	R056	
18-CB0101-JNX	RES. C. F. 100 OHM 1/6W +/-5%	1	R233	
18-CB0101-JNX	RES. C. F. 100 OHM 1/6W +/-5%	1	R253	
18-CB0101-JNX	RES. C. F. 100 OHM 1/6W +/-5%	1	R914	
18-CB0101-JNX	RES. C. F. 100 OHM 1/6W +/-5%	1	R101	
18-CB0101-JNX	RES. C. F. 100 OHM 1/6W +/-5%	1	R102	
18-CB0101-JNX	RES. C. F. 100 OHM 1/6W +/-5%	1	R008	
18-CB0101-JNX	RES. C. F. 100 OHM 1/6W +/-5%	1	R009	
18-CB0102-JNX	RES. C. F. 1K OHM 1/6W +/-5%	1	R005	
18-CB0102-JNX	RES. C. F. 1K OHM 1/6W +/-5%	1	R024	
18-CB0102-JNX	RES. C. F. 1K OHM 1/6W +/-5%	1	R036A	
18-CB0102-JNX	RES. C. F. 1K OHM 1/6W +/-5%	1	R045	
18-CB0102-JNX	RES. C. F. 1K OHM 1/6W +/-5%	1	R046	
18-CB0102-JNX	RES. C. F. 1K OHM 1/6W +/-5%	1	R050	
18-CB0102-JNX	RES. C. F. 1K OHM 1/6W +/-5%	1	R107	
18-CB0102-JNX	RES. C. F. 1K OHM 1/6W +/-5%	1	R220	
18-CB0102-JNX	RES. C. F. 1K OHM 1/6W +/-5%	1	R234	
18-CB0102-JNX	RES. C. F. 1K OHM 1/6W +/-5%	1	R301	

Item No.	Description	Quantity Req.	Designator	Remarks
18-CB0102-JNX	RES. C. F. 1K OHM 1/6W +/-5%	1	R304	
18-CB0102-JNX	RES. C. F. 1K OHM 1/6W +/-5%	1	R451	
18-CB0102-JNX	RES. C. F. 1K OHM 1/6W +/-5%	1	R909	
18-CB0102-JNX	RES. C. F. 1K OHM 1/6W +/-5%	1	R915	
18-CB0102-JNX	RES. C. F. 1K OHM 1/6W +/-5%	1	R946	
18-CB0102-JNX	RES. C. F. 1K OHM 1/6W +/-5%	1	R947	
18-CB0103-JNX	RES. C. F. 10K OHM 1/6W +/-5%	1	R003	
18-CB0103-JNX	RES. C. F. 10K OHM 1/6W +/-5%	1	R004	
18-CB0103-JNX	RES. C. F. 10K OHM 1/6W +/-5%	1	R017	
18-CB0103-JNX	RES. C. F. 10K OHM 1/6W +/-5%	1	R022A	
18-CB0103-JNX	RES. C. F. 10K OHM 1/6W +/-5%	1	R037	
18-CB0103-JNX	RES. C. F. 10K OHM 1/6W +/-5%	1	R038	
18-CB0103-JNX	RES. C. F. 10K OHM 1/6W +/-5%	1	R042	
18-CB0103-JNX	RES. C. F. 10K OHM 1/6W +/-5%	1	R047	
18-CB0103-JNX	RES. C. F. 10K OHM 1/6W +/-5%	1	R081	
18-CB0103-JNX	RES. C. F. 10K OHM 1/6W +/-5%	1	R225	
18-CB0103-JNX	RES. C. F. 10K OHM 1/6W +/-5%	1	R237	
18-CB0103-JNX	RES. C. F. 10K OHM 1/6W +/-5%	1	R632	
18-CB0103-JNX	RES. C. F. 10K OHM 1/6W +/-5%	1	R716	
18-CB0103-JNX	RES. C. F. 10K OHM 1/6W +/-5%	1	R757	
18-CB0104-JNX	RES. C. F. 100K OHM 1/6W +/-5%	1	R039	
18-CB0104-JNX	RES. C. F. 100K OHM 1/6W +/-5%	1	J651	
18-CB0104-JNX	RES. C. F. 100K OHM 1/6W +/-5%	1	R205	
18-CB0104-JNX	RES. C. F. 100K OHM 1/6W +/-5%	1	R206	
18-CB0104-JNX	RES. C. F. 100K OHM 1/6W +/-5%	1	R905	
18-CB0104-JNX	RES. C. F. 100K OHM 1/6W +/-5%	1	R934	
18-CB0123-JNX	RES. C. F. 12k OHM 1/6W +/-5%	1	R244	
18-CB0123-JNX	RES. C. F. 12k OHM 1/6W +/-5%	1	R919	
18-CB0151-JNX	RES. C. F. 150 OHM 1/6W +/-5%	1	R105	
18-CB0151-JNX	RES. C. F. 150 OHM 1/6W +/-5%	1	R258	
18-CB0151-JNX	RES. C. F. 150 OHM 1/6W +/-5%	1	R916	

Item No.	Description	Quantity Req.	Designator	Remarks
18-CB0151-JNX	RES. C.F. 150 OHM 1/6W +/-5%	1	R917	
18-CB0151-JNX	RES. C.F. 150 OHM 1/6W +/-5%	1	R271	
18-CB0151-JNX	RES. C.F. 150 OHM 1/6W +/-5%	1	R257	
18-CB0152-JNX	RES. C.F. 1.5k OHM 1/6W +/-5%	1	R204	
18-CB0152-JNX	RES. C.F. 1.5k OHM 1/6W +/-5%	1	R212	
18-CB0152-JNX	RES. C.F. 1.5k OHM 1/6W +/-5%	1	R213	
18-CB0152-JNX	RES. C.F. 1.5k OHM 1/6W +/-5%	1	R214	
18-CB0153-JNX	RES. C.F. 15k OHM 1/6W +/-5%	1	R051	
18-CB0153-JNX	RES. C.F. 15k OHM 1/6W +/-5%	1	R245	
18-CB0153-JNX	RES. C.F. 15k OHM 1/6W +/-5%	1	R452	
18-CB0153-JNX	RES. C.F. 15k OHM 1/6W +/-5%	1	R601	
18-CB0153-JNX	RES. C.F. 15k OHM 1/6W +/-5%	1	R602	
18-CB0181-JNX	RES. C.F. 180 OHM 1/6W +/-5%	1	R108	
18-CB0182-JNX	RES. C.F. 1.8k OHM 1/6W +/-5%	1	R715	
18-CB0201-JNX	RES. C.F. 200 OHM 1/6W +/-5%	1	R259	
18-CB0221-JNX	RES. C.F. 220 OHM 1/6W +/-5%	1	R203	
18-CB0221-JNX	RES. C.F. 220 OHM 1/6W +/-5%	1	R215	
18-CB0221-JNX	RES. C.F. 220 OHM 1/6W +/-5%	1	R216	
18-CB0221-JNX	RES. C.F. 220 OHM 1/6W +/-5%	1	R217	
18-CB0221-JNX	RES. C.F. 220 OHM 1/6W +/-5%	1	R255	
18-CB0221-JNX	RES. C.F. 220 OHM 1/6W +/-5%	1	R401	
18-CB0221-JNX	RES. C.F. 220 OHM 1/6W +/-5%	1	R261	
18-CB0222-JNX	RES. C.F. 2.2k OHM 1/6W +/-5%	1	D215	
18-CB0222-JNX	RES. C.F. 2.2k OHM 1/6W +/-5%	1	R033	
18-CB0222-JNX	RES. C.F. 2.2k OHM 1/6W +/-5%	1	R034	
18-CB0222-JNX	RES. C.F. 2.2k OHM 1/6W +/-5%	1	R035	
18-CB0222-JNX	RES. C.F. 2.2k OHM 1/6W +/-5%	1	R036	
18-CB0222-JNX	RES. C.F. 2.2k OHM 1/6W +/-5%	1	R631	
18-CB0222-JNX	RES. C.F. 2.2k OHM 1/6W +/-5%	1	R713	
18-CB0223-JNX	RES. C.F. 22k OHM 1/6W +/-5%	1	R634	
18-CB0223-JNX	RES. C.F. 22k OHM 1/6W +/-5%	1	R722	

Item No.	Description	Quantity Req.	Designator	Remarks
18-CB0223-JNX	RES. C.F. 22k OHM 1/6W +/-5%	1	R901	
18-CB0223-JNX	RES. C.F. 22k OHM 1/6W +/-5%	1	R902	
18-CB0223-JNX	RES. C.F. 22k OHM 1/6W +/-5%	1	R906	
18-CB0223-JNX	RES. C.F. 22k OHM 1/6W +/-5%	1	R907	
18-CB0223-JNX	RES. C.F. 22k OHM 1/6W +/-5%	1	R918	
18-CB0223-JNX	RES. C.F. 22k OHM 1/6W +/-5%	1	R932	
18-CB0223-JNX	RES. C.F. 22k OHM 1/6W +/-5%	1	R933	
18-CB0223-JNX	RES. C.F. 22k OHM 1/6W +/-5%	1	R240	
18-CB0224-JNX	RES. C.F. 220k OHM 1/6W +/-5%	1	R251	
18-CB0271-JNX	RES. C.F. 270 OHM 1/6W +/-5%	1	R711	
18-CB0272-JNX	RES. C.F. 2.7k OHM 1/6W +/-5%	1	R227	
18-CB0331-JNX	RES. C.F. 330 OHM 1/6W +/-5%	1	R222	
18-CB0331-JNX	RES. C.F. 330 OHM 1/6W +/-5%	1	R223	
18-CB0331-JNX	RES. C.F. 330 OHM 1/6W +/-5%	1	R229	
18-CB0331-JNX	RES. C.F. 330 OHM 1/6W +/-5%	1	R021	
18-CB0331-JNX	RES. C.F. 330 OHM 1/6W +/-5%	1	R904	
18-CB0332-JNX	RES. C.F. 3.3k OHM 1/6W +/-5%	1	R014	
18-CB0332-JNX	RES. C.F. 3.3k OHM 1/6W +/-5%	1	R015	
18-CB0332-JNX	RES. C.F. 3.3k OHM 1/6W +/-5%	1	R054	
18-CB0332-JNX	RES. C.F. 3.3k OHM 1/6W +/-5%	1	R055	
18-CB0332-JNX	RES. C.F. 3.3k OHM 1/6W +/-5%	1	R254	
18-CB0332-JNX	RES. C.F. 3.3k OHM 1/6W +/-5%	1	R302	
18-CB0332-JNX	RES. C.F. 3.3k OHM 1/6W +/-5%	1	R472	
18-CB0333-JNX	RES. C.F. 33K OHM 1/6W +/-5%	1	R208	
18-CB0333-JNX	RES. C.F. 33K OHM 1/6W +/-5%	1	R287	
18-CB0333-JNX	RES. C.F. 33K OHM 1/6W +/-5%	1	R714	
18-CB0393-JNX	RES. C.F. 39K OHM 1/6W +/-5%	1	R314	
18-CB0470-JNX	RES. C.F. 47 OHM 1/6W +/-5%	1	R019	
18-CB0470-JNX	RES. C.F. 47 OHM 1/6W +/-5%	1	R016	
18-CB0471-JNX	RES. C.F. 470 OHM 1/6W +/-5%	1	R235	
18-CB0471-JNX	RES. C.F. 470 OHM 1/6W +/-5%	1	R912	

Item No.	Description	Quantity Req.	Designator	Remarks
18-CB0471-JNX	RES. C.F. 470 OHM 1/6W +/-5%	1	R913	
18-CB0471-JNX	RES. C.F. 470 OHM 1/6W +/-5%	1	R106	
18-CB0472-JNX	RES. C.F. 4.7k OHM 1/6W +/-5%	1	R049	
18-CB0472-JNX	RES. C.F. 4.7k OHM 1/6W +/-5%	1	R211	
18-CB0472-JNX	RES. C.F. 4.7k OHM 1/6W +/-5%	1	R903	
18-CB0472-JNX	RES. C.F. 4.7k OHM 1/6W +/-5%	1	R908	
18-CB0472-JNX	RES. C.F. 4.7k OHM 1/6W +/-5%	1	R025	
18-CB0472-JNX	RES. C.F. 4.7k OHM 1/6W +/-5%	1	R009A	
18-CB0473-JNX	RES. C.F. 47K OHM 1/6W +/-5%	1	R040	
18-CB0473-JNX	RES. C.F. 47K OHM 1/6W +/-5%	1	R243	
18-CB0560-JNX	RES. C.F. 56 OHM 1/6W +/-5%	1	R109	
18-CB0561-JNX	RES. C.F. 560 OHM 1/6W +/-5%	1	R228	
18-CB0622-JNX	RES. C.F. 6.2k OHM 1/6W +/-5%	1	R231	
18-CB0622-JNX	RES. C.F. 6.2k OHM 1/6W +/-5%	1	R029	
18-CB0750-JNX	RES. C.F. 75 OHM 1/6W +/-5%	1	R911	
18-CB0752-JNX	RES. C.F. 7.5K OHM 1/6W +/-5%	1	R221	
18-CB0752-JNX	RES. C.F. 7.5K OHM 1/6W +/-5%	1	R288	
18-CB0820-JNX	RES. C.F. 82 OHM 1/6W +/-5%	1	R931	
18-CB0822-JNX	RES. C.F. 8.2K OHM 1/6W +/-5%	1	R232	
18-CB0822-JNX	RES. C.F. 8.2K OHM 1/6W +/-5%	1	R242	
18-CD0100-JNX	RES. C.F. 10 OHM 1/4W +/-5%	1	R043	
18-CD0122-JNX	RES. C.F. 1.2K OHM 1/4W +/-5%	1	R724	
18-CD0181-JNX	RES. C.F. 180 OHM 1/4W +/-5%	1	R226	
18-CD0222-JNX	RES. C.F. 2.2K OHM 1/4W +/-5%	1	R723	
18-CD0272-JNX	RES. C.F. 2.7K OHM 1/4W +/-5%	1	J405	
18-CD0272-JNX	RES. C.F. 2.7K OHM 1/4W +/-5%	1	R313	
18-CD0392-JNX	RES. C.F. 3.9K OHM 1/4W +/-5%	1	R312	
18-CD0392-JNX	RES. C.F. 3.9K OHM 1/4W +/-5%	1	R725	
18-CD0471-JNX	RES. C.F. 470 OHM 1/4W +/-5%	1	R044	
18-CD0829-JNX	RES. C.F. 8.2 OHM 1/4W +/-5%	1	R605	
18-CD0829-JNX	RES. C.F. 8.2 OHM 1/4W +/-5%	1	R606	

Item No.	Description	Quantity Req.	Designator	Remarks
18-CE0121-JNX	RES. C.F. 120 OHM 1/2W +/-5%	1	R731	
18-CE0229-JNX	RES. C.F. 2.2 OHM 1/2W +/-5%	1	R305	
18-EG0109-JHX	RES. FUS. 1 OHM 2W +/-5%	1	R422	
18-EG0109-JHX	RES. FUS. 1 OHM 2W +/-5%	1	R431	
18-EG0159-JHX	RES. FUS. 1.5 OHM 2W +/-5%	1	R461	
18-FE0121-JNX	RES. M.O. 120 OHM 1/2W +/-5%	1	R306	
18-FE0472-JNX	RES. M.O. 4.7K OHM 1/2W +/-5%	1	R471	
18-FF0221-JGX	RES. M.O. 220 OHM 1W +/-5%	1	R307	
18-FF0242-JGX	RES. M.O. 2.4K OHM 1W +/-5%	1	R402	
18-FF0681-JGX	RES. M.O. 680 OHM 1W +/-5%	1	R411	
18-FG0103-JHX	RES. M.O. 10K OHM 2W +/-5%	1	R421	
18-FG0399-JHX	RES. M.O. 3.9 OHM 2W +/-5%	1	R726	
18-FG0479-JHX	RES. M.O. 4.7 OHM 2W +/-5%	1	R303	
18-GM0302-KTX	RES. CEMENT 3K OHM 7W +/-10%	1	R404	
18-RF0109-JGX	RES. WIRE ROUND 1 OHM 1W +/-5%	1	R311	
25-264610-M1X	CAP. ELEC 4.7UF 50V +/-20% NP	1	C417	
25-BCB100-M1X	CAP. ELEC 10 UF 16V +/-20%	1	C074	
25-BCB100-M1X	CAP. ELEC 10 UF 16V +/-20%	1	C214	
25-BCB100-M1X	CAP. ELEC 10 UF 16V +/-20%	1	C276	
25-BCB101-M1X	CAP. ELEC 100 UF 16V +/-20%	1	C021	
25-BCB101-M1X	CAP. ELEC 100 UF 16V +/-20%	1	C217	
25-BCB101-M1X	CAP. ELEC 100 UF 16V +/-20%	1	C228	
25-BCB101-M1X	CAP. ELEC 100 UF 16V +/-20%	1	C257	
25-BCB101-M1X	CAP. ELEC 100 UF 16V +/-20%	1	C631	
25-BCB101-M1X	CAP. ELEC 100 UF 16V +/-20%	1	C901	
25-BCB101-M1X	CAP. ELEC 100 UF 16V +/-20%	1	C902	
25-BCB101-M1X	CAP. ELEC 100 UF 16V +/-20%	1	C914	
25-BCB101-M1X	CAP. ELEC 100 UF 16V +/-20%	1	C227	
25-BCB220-M1X	CAP. ELEC 22 UF 16V +/-20%	1	C278	
25-BCB221-M1X	CAP. ELEC 220 UF 16V +/-20%	1	C911	
25-BCB470-M1X	CAP. ELEC 47 UF 16V +/-20%	1	C202	

Item No.	Description	Quantity Req.	Designator	Remarks
25-BCB470-M1X	CAP. ELEC 47 UF 16V +/-20%	1	C274	
25-BCB470-M1X	CAP. ELEC 47 UF 16V +/-20%	1	C630	
25-BCB470-M1X	CAP. ELEC 47 UF 16V +/-20%	1	C912	
25-BCB470-M1X	CAP. ELEC 47 UF 16V +/-20%	1	C913	
25-BCB470-M1X	CAP. ELEC 47 UF 16V +/-20%	1	C943	
25-BCB470-M1X	CAP. ELEC 47 UF 16V +/-20%	1	C944	
25-BCB471-M1X	CAP. ELEC 470 UF 16V +/-20%	1	C030	
25-BDA102-M1X	CAP. ELEC 1000 UF 25V +/-20%	1	C608	
25-BEA102-M1X	CAP. ELEC 1000 UF 35V +/-20%	1	C601	
25-BEA102-M1X	CAP. ELEC 1000 UF 35V +/-20%	1	C609	
25-BEA102-M1X	CAP. ELEC 1000 UF 35V +/-20%	1	C611	
25-BEA102-M1X	CAP. ELEC 1000 UF 35V +/-20%	1	C432	
25-BEA221-M1X	CAP. ELEC 220 UF 35V +/-20%	1	C306	
25-BEB101-M1X	CAP. ELEC 100 UF 35V +/-20%	1	C731	
25-BEG222-M1X	CAP. ELEC 2200 UF 35V +/-20%	1	C303	
25-BEG222-M1X	CAP. ELEC 2200 UF 35V +/-20%	1	C309	
25-BFB100-M1X	CAP. ELEC 10 UF 50V +/-20%	1	C311	
25-BFB100-M1X	CAP. ELEC 10 UF 50V +/-20%	1	C222	
25-BFB101-M1X	CAP. ELEC 100 UF 50V +/-20%	1	C104	
25-BFB109-M1X	CAP. ELEC 1 UF 50V +/-20%	1	C206	
25-BFB109-M1X	CAP. ELEC 1 UF 50V +/-20%	1	C253	
25-BFB109-M1X	CAP. ELEC 1 UF 50V +/-20%	1	C635	
25-BFB470-M1X	CAP. ELEC 47 UF 50V +/-20%	1	C102	
25-BFB478-M1X	CAP. ELEC 0.47 UF 50V +/-20%	1	C271	
25-BFB479-M1X	CAP. ELEC 4.7 UF 50V +/-20%	1	C101	
25-BFB479-M1X	CAP. ELEC 4.7 UF 50V +/-20%	1	C107	
25-BKA100-M1X	CAP. ELEC 10 UF 200V +/-20%	1	C421	
25-BKG101-M1X	CAP. ELEC 100 UF 200V +/-20%	1	C422	
25-BLA100-M1X	CAP. ELEC 10 UF 250V +/-20%	1	C442	
25-GFB109-K1X	CAP. ELEC 1UF 50V +/-10%	1	C223	
25-GFB478-K1X	CAP. ELEC 0.47 UF 50V 10%CEC-K	1	C208	

Item No.	Description	Quantity Req.	Designator	Remarks
25-GFB478-K1X	CAP. ELEC 0.47 UF 50V 10%CEC-K	1	C243	
26-AIC221-KBX	CAP. CER 220 PF 500V +/-10% B	1	C431	
26-AIC221-KBX	CAP. CER 220 PF 500V +/-10% B	1	C441	
26-AIC332-KBX	CAP. CER 3300 PF 500V +/-10% B	1	C402	
26-AIC391-KBX	CAP. CER 390 PF 500V +/-10% B	1	C403	
26-AIM103-KBX	CAP. CER 0.01UF 500V +/-10% B	1	C401	
26-EBP100-JCX	CAP. CER 10PF 50V +/-5% CH	1	C022	
26-EBP100-JCX	CAP. CER 10PF 50V +/-5% CH	1	C023	
26-EBP101-JCX	CAP. CER 100PF 50V +/-5% CH	1	C245	
26-EBP101-JCX	CAP. CER 100PF 50V +/-5% CH	1	C254	
26-EBP101-JCX	CAP. CER 100PF 50V +/-5% CH	1	C235	
26-EBP101-JCX	CAP. CER 100PF 50V +/-5% CH	1	C236	
26-EBP101-JCX	CAP. CER 100PF 50V +/-5% CH	1	C237	
26-EBP102-KBX	CAP. CER 1000 PF 50V +/-10% B	1	C002	
26-EBP102-KBX	CAP. CER 1000 PF 50V +/-10% B	1	C003	
26-EBP102-KBX	CAP. CER 1000 PF 50V +/-10% B	1	C006	
26-EBP102-KBX	CAP. CER 1000 PF 50V +/-10% B	1	C008	
26-EBP102-KBX	CAP. CER 1000 PF 50V +/-10% B	1	C009	
26-EBP102-KBX	CAP. CER 1000 PF 50V +/-10% B	1	C011	
26-EBP102-KBX	CAP. CER 1000 PF 50V +/-10% B	1	C012	
26-EBP102-KBX	CAP. CER 1000 PF 50V +/-10% B	1	C019	
26-EBP102-KBX	CAP. CER 1000 PF 50V +/-10% B	1	C024	
26-EBP102-KBX	CAP. CER 1000 PF 50V +/-10% B	1	C025	
26-EBP102-KBX	CAP. CER 1000 PF 50V +/-10% B	1	C085	
26-EBP102-KBX	CAP. CER 1000 PF 50V +/-10% B	1	C108	
26-EBP102-KBX	CAP. CER 1000 PF 50V +/-10% B	1	C109	
26-EBP102-KBX	CAP. CER 1000 PF 50V +/-10% B	1	C224	
26-EBP102-KBX	CAP. CER 1000 PF 50V +/-10% B	1	C272	
26-EBP102-KBX	CAP. CER 1000 PF 50V +/-10% B	1	C305	
26-EBP102-KBX	CAP. CER 1000 PF 50V +/-10% B	1	C312	
26-EBP102-KBX	CAP. CER 1000 PF 50V +/-10% B	1	C411	

Item No.	Description	Quantity Req.	Designator	Remarks
26-EBP102-KBX	CAP. CER 1000 PF 50V +/-10% B	1	C615	
26-EBP102-KBX	CAP. CER 1000 PF 50V +/-10% B	1	C616	
26-EBP102-KBX	CAP. CER 1000 PF 50V +/-10% B	1	T141	
26-EBP102-KBX	CAP. CER 1000 PF 50V +/-10% B	1	C022A	
26-EBP103-ZFX	CAP. CER 0.01UF 50V +80/-20% F	1	C020	
26-EBP103-ZFX	CAP. CER 0.01UF 50V +80/-20% F	1	C029	
26-EBP103-ZFX	CAP. CER 0.01UF 50V +80/-20% F	1	C037	
26-EBP103-ZFX	CAP. CER 0.01UF 50V +80/-20% F	1	C075	
26-EBP103-ZFX	CAP. CER 0.01UF 50V +80/-20% F	1	C103	
26-EBP103-ZFX	CAP. CER 0.01UF 50V +80/-20% F	1	C105	
26-EBP103-ZFX	CAP. CER 0.01UF 50V +80/-20% F	1	C106	
26-EBP103-ZFX	CAP. CER 0.01UF 50V +80/-20% F	1	C203	
26-EBP103-ZFX	CAP. CER 0.01UF 50V +80/-20% F	1	C204	
26-EBP103-ZFX	CAP. CER 0.01UF 50V +80/-20% F	1	C205	
26-EBP103-ZFX	CAP. CER 0.01UF 50V +80/-20% F	1	C215	
26-EBP103-ZFX	CAP. CER 0.01UF 50V +80/-20% F	1	C226	
26-EBP103-ZFX	CAP. CER 0.01UF 50V +80/-20% F	1	C229	
26-EBP103-ZFX	CAP. CER 0.01UF 50V +80/-20% F	1	C256	
26-EBP103-ZFX	CAP. CER 0.01UF 50V +80/-20% F	1	C273	
26-EBP103-ZFX	CAP. CER 0.01UF 50V +80/-20% F	1	C275	
26-EBP103-ZFX	CAP. CER 0.01UF 50V +80/-20% F	1	C602	
26-EBP103-ZFX	CAP. CER 0.01UF 50V +80/-20% F	1	C632	
26-EBP103-ZFX	CAP. CER 0.01UF 50V +80/-20% F	1	C633	
26-EBP103-ZFX	CAP. CER 0.01UF 50V +80/-20% F	1	C732	
26-EBP103-ZFX	CAP. CER 0.01UF 50V +80/-20% F	1	C915	
26-EBP104-ZFX	CAP. CER 0.1UF 50V +80%/-20%	1	C745	
26-EBP120-JCX	CAP. CER 12PF 50V +/-5% CH	1	C209	
26-EBP150-JCX	CAP. CER 15PF 50V +/-5% CH	1	C014	
26-EBP150-JCX	CAP. CER 15PF 50V +/-5% CH	1	C015	
26-EBP150-JCX	CAP. CER 15PF 50V +/-5% CH	1	C016	
26-EBP150-JCX	CAP. CER 15PF 50V +/-5% CH	1	C017	

Item No.	Description	Quantity Req.	Designator	Remarks
26-EBP220-JZX	CAP. CER 22PF 50V +/-5% SL TU	1	C013	
26-EBP221-JCX	CAP. CER 220PF 50V +/-5% CH	1	C026	
26-EBP221-JCX	CAP. CER 220PF 50V +/-5% CH	1	C232	
26-EBP222-KBX	CAP. CER 2200PF 50V +/-10% B	1	C207	
26-EBP222-KBX	CAP. CER 2200PF 50V +/-10% B	1	C221	
26-EBP222-KBX	CAP. CER 2200PF 50V +/-10% B	1	C604	
26-EBP222-KBX	CAP. CER 2200PF 50V +/-10% B	1	C606	
26-EBP330-JCX	CAP. CER 33PF 50V +/-5% CH	1	C917	
26-EBP330-JZX	CAP. CER 33PF 50V +/-5% SL TU	1	C017A	
26-EBP331-JCX	CAP. CER 330PF 50V +/-5% CH	1	C301	
26-EBP390-JCX	CAP. CER 39PF 50V +/-5% CH	1	C018	
26-EBP470-JZX	CAP. CER 47PF 50V +/-5% SL	1	C035	
26-EBP470-JZX	CAP. CER 47PF 50V +/-5% SL	1	C036	
27-AHR394-JSX	CAP. M.PP 0.39 UF 400V +/-5%	1	C418	
27-ALQ332-JOX	CAP. M.PP 3300PF 1.6KV +/-5%	1	C413	
27-ALQ392-JOX	CAP. M.PP 3900PF 1.6KV +/-5%	1	C415	
27-ALR922-JOX	CAP. M.PP 0.0092UF 1.6KV +/-5%	1	C414	
27-MBC104-JOX	CAP. M.P.E 0.1 UF 63V +/-5%	1	C211	
27-MBC104-JOX	CAP. M.P.E 0.1 UF 63V +/-5%	1	C212	
27-MBC104-JOX	CAP. M.P.E 0.1 UF 63V +/-5%	1	C213	
27-MBC104-JOX	CAP. M.P.E 0.1 UF 63V +/-5%	1	C242	
27-MBC104-JOX	CAP. M.P.E 0.1 UF 63V +/-5%	1	C252	
27-MBC224-JOX	CAP. M.P.E 0.22UF 63V +/-5%	1	C307	
27-MBC333-JOX	CAP. M.P.E 0.033UF 63V +/-5%	1	C302	
27-MBC393-JOX	CAP. M.P.E 0.039UF 63V +/-5%	1	C308	
27-MBC474-JOX	CAP. M.P.E 0.47UF 63V +/-5%	1	C225	
27-MBC474-JOX	CAP. M.P.E 0.47UF 63V +/-5%	1	C603	
27-MBC474-JOX	CAP. M.P.E 0.47UF 63V +/-5%	1	C605	
27-MCC272-JOX	CAP. M.P.E 2700PF 100V +/-5%	1	C471	
27-PBC223-JOX	CAP. P.E 0.022 UF 63V +/-5%	1	C610	
27-PBC223-JOX	CAP. P.E 0.022 UF 63V +/-5%	1	C612	

Item No.	Description	Quantity Req.	Designator	Remarks
27-PBC472-JOX	CAP. P.E 0.0047UF 63V +/-5%	1	C244	
27-PBC563-JOX	CAP. P.E 0.056 UF 63V +/-5%	1	C304	
27-PBC682-JOX	CAP. P.E 0.0068UF 63V +/-5%	1	C251	
27-RH0223-JOX	CAP. PP 0.022 UF 400V +/-5%	1	C416	
27-RH0563-JOX	CAP. PP 0.056 UF 400V +/-5%	1	C451	
34-A608K6-1BX	COIL CHOKE 0.6 UH +/-10%	1	L412	
34-R100J2-OEX	COIL PL - 10 UH +/-5%	1	L252	
34-R101J2-OEX	COIL PL - 100 UH +/-5%	1	L201	
34-R101J2-OEX	COIL PL - 100 UH +/-5%	1	L211	
34-R101J2-OEX	COIL PL - 100 UH +/-5%	1	L271	
34-R109J2-OEX	COIL PL - 1 UH +/-5%	1	L103	
34-R109J2-OEX	COIL PL - 1 UH +/-5%	1	L141	
34-R220J2-OEX	COIL PL - 22 UH +/-5%	1	L001	
34-R220J2-OEX	COIL PL - 22 UH +/-5%	1	L204	
34-R220J2-OEX	COIL PL - 22 UH +/-5%	1	L911	
34-R220J2-OEX	COIL PL - 22 UH +/-5%	1	L931	
34-R220J2-OEX	COIL PL - 22 UH +/-5%	1	L005	
34-R229J2-OEX	COIL PL - 2.2 UH +/-5%	1	L002	
34-R330J2-OEX	COIL PL - 33 UH +/-5%	1	L101	
34-R569J2-OEX	COIL PL - 5.6 UH +/-5%	1	L254	
36-HDR001-AX1	TRANSFOR HOR. DRIVE (MAGNETIC CORE)	1	T401	
36-LIN210-XX1	COIL LINEARITY 21 UH	1	L413	
36-WID801-XX1	COIL WIDTH 800 UH	1	L414	
37-BSC290-1650X	FLYBACK BSC29-0165	1	T461	
38-236083-00X	COIL IFT FOR VCO 45.75MHZ	1	T271	
40-2980UA-MAL	P.C.B. MAIN BD	1		
41-WJ0050-B00	WIRE BARE JUMPER 5MM	1		FOR 0749 (B-E)
41-WJ0050-B00	WIRE BARE JUMPER 5MM	1	C112	
41-WJ0050-B00	WIRE BARE JUMPER 5MM	1	C662	
41-WJ0050-B00	WIRE BARE JUMPER 5MM	1	C744	
41-WJ0050-B00	WIRE BARE JUMPER 5MM	1	L102	

Item No.	Description	Quantity Req.	Designator	Remarks
41-WJ0060-B00	WIRE BARE JUMPER 6mm	1	J010	
41-WJ0060-B00	WIRE BARE JUMPER 6mm	1	J011	
41-WJ0060-B00	WIRE BARE JUMPER 6mm	1	J041	
41-WJ0060-B00	WIRE BARE JUMPER 6mm	1	J046	
41-WJ0060-B00	WIRE BARE JUMPER 6mm	1	J054	
41-WJ0060-B00	WIRE BARE JUMPER 6mm	1	J105	
41-WJ0060-B00	WIRE BARE JUMPER 6mm	1	J205	
41-WJ0060-B00	WIRE BARE JUMPER 6mm	1	J205A	
41-WJ0060-B00	WIRE BARE JUMPER 6mm	1	J208A	
41-WJ0060-B00	WIRE BARE JUMPER 6mm	1	J216	
41-WJ0060-B00	WIRE BARE JUMPER 6mm	1	J217A	
41-WJ0060-B00	WIRE BARE JUMPER 6mm	1	J218A	
41-WJ0060-B00	WIRE BARE JUMPER 6mm	1	J235	
41-WJ0060-B00	WIRE BARE JUMPER 6mm	1	J242	
41-WJ0060-B00	WIRE BARE JUMPER 6mm	1	J243	
41-WJ0060-B00	WIRE BARE JUMPER 6mm	1	J258	
41-WJ0060-B00	WIRE BARE JUMPER 6mm	1	J608	
41-WJ0060-B00	WIRE BARE JUMPER 6mm	1	J622	
41-WJ0060-B00	WIRE BARE JUMPER 6mm	1	J624	
41-WJ0060-B00	WIRE BARE JUMPER 6mm	1	J651A	
41-WJ0060-B00	WIRE BARE JUMPER 6mm	1	J719A	
41-WJ0060-B00	WIRE BARE JUMPER 6mm	1	J907	
41-WJ0060-B00	WIRE BARE JUMPER 6mm	1	J909	
41-WJ0060-B00	WIRE BARE JUMPER 6mm	1	J910	
41-WJ0060-B00	WIRE BARE JUMPER 6mm	1	J916	
41-WJ0060-B00	WIRE BARE JUMPER 6mm	1	J917	
41-WJ0060-B00	WIRE BARE JUMPER 6mm	1	J919	
41-WJ0060-B00	WIRE BARE JUMPER 6mm	1	J922	
41-WJ0060-B00	WIRE BARE JUMPER 6mm	1	J931	
41-WJ0060-B00	WIRE BARE JUMPER 6mm	1	R041	
41-WJ0060-B00	WIRE BARE JUMPER 6mm	1	R115	

Item No.	Description	Quantity Req.	Designator	Remarks
41-WJ0060-B00	WIRE BARE JUMPER 6mm	1	R219A	
41-WJ0060-B00	WIRE BARE JUMPER 6mm	1	R224	
41-WJ0060-B00	WIRE BARE JUMPER 6mm	1	R238	
41-WJ0060-B00	WIRE BARE JUMPER 6mm	1	R751	
41-WJ0060-B00	WIRE BARE JUMPER 6mm	1	J081	
41-WJ0065-B00	WIRE BARE JUMPER 6.5MM	1	J908	
41-WJ0065-B00	WIRE BARE JUMPER 6.5MM	1	J209	
41-WJ0065-B00	WIRE BARE JUMPER 6.5MM	1	J215	
41-WJ0065-B00	WIRE BARE JUMPER 6.5MM	1	J237	
41-WJ0065-B00	WIRE BARE JUMPER 6.5MM	1	J031	
41-WJ0065-B00	WIRE BARE JUMPER 6.5MM	1	J632	
41-WJ0065-B00	WIRE BARE JUMPER 6.5MM	1	J633	
41-WJ0065-B00	WIRE BARE JUMPER 6.5MM	1	JP213	
41-WJ0070-B00	WIRE BARE JUMPER 7MM	1	J044	
41-WJ0070-B00	WIRE BARE JUMPER 7MM	1	J207	
41-WJ0070-B00	WIRE BARE JUMPER 7MM	1	J915	
41-WJ0070-B00	WIRE BARE JUMPER 7MM	1	J402	
41-WJ0075-B00	WIRE BARE JUMPER 7.5MM	1	J024	
41-WJ0075-B00	WIRE BARE JUMPER 7.5MM	1	J038	
41-WJ0075-B00	WIRE BARE JUMPER 7.5MM	1	J040	
41-WJ0075-B00	WIRE BARE JUMPER 7.5MM	1	J042	
41-WJ0075-B00	WIRE BARE JUMPER 7.5MM	1	J047	
41-WJ0075-B00	WIRE BARE JUMPER 7.5MM	1	J048	
41-WJ0075-B00	WIRE BARE JUMPER 7.5MM	1	J049	
41-WJ0075-B00	WIRE BARE JUMPER 7.5MM	1	J201A	
41-WJ0075-B00	WIRE BARE JUMPER 7.5MM	1	J208	
41-WJ0075-B00	WIRE BARE JUMPER 7.5MM	1	J210	
41-WJ0075-B00	WIRE BARE JUMPER 7.5MM	1	J223A	
41-WJ0075-B00	WIRE BARE JUMPER 7.5MM	1	J238	
41-WJ0075-B00	WIRE BARE JUMPER 7.5MM	1	J301	
41-WJ0075-B00	WIRE BARE JUMPER 7.5MM	1	J303	

Item No.	Description	Quantity Req.	Designator	Remarks
41-WJ0075-B00	WIRE BARE JUMPER 7.5MM	1	J307	
41-WJ0075-B00	WIRE BARE JUMPER 7.5MM	1	J309	
41-WJ0075-B00	WIRE BARE JUMPER 7.5MM	1	J610	
41-WJ0075-B00	WIRE BARE JUMPER 7.5MM	1	J615	
41-WJ0075-B00	WIRE BARE JUMPER 7.5MM	1	J704	
41-WJ0075-B00	WIRE BARE JUMPER 7.5MM	1	J706	
41-WJ0075-B00	WIRE BARE JUMPER 7.5MM	1	J717	
41-WJ0075-B00	WIRE BARE JUMPER 7.5MM	1	J718	
41-WJ0075-B00	WIRE BARE JUMPER 7.5MM	1	J719	
41-WJ0075-B00	WIRE BARE JUMPER 7.5MM	1	J911	
41-WJ0085-B00	WIRE BARE JUMPER 8.5MM	1	J251	
41-WJ0085-B00	WIRE BARE JUMPER 8.5MM	1	J905	
41-WJ0085-B00	WIRE BARE JUMPER 8.5MM	1	J924	
41-WJ0085-B00	WIRE BARE JUMPER 8.5MM	1	J057	
41-WJ0085-B00	WIRE BARE JUMPER 8.5MM	1	J206	
41-WJ0085-B00	WIRE BARE JUMPER 8.5MM	1	J239	
41-WJ0085-B00	WIRE BARE JUMPER 8.5MM	1	J052	
41-WJ0090-B00	WIRE BARE JUMPER 9MM	1	J034	
41-WJ0095-B00	WIRE BARE JUMPER 9.5MM	1	J906	
41-WJ0100-B00	WIRE BARE JUMPER 10MM	1	J002	
41-WJ0100-B00	WIRE BARE JUMPER 10MM	1	J003	
41-WJ0100-B00	WIRE BARE JUMPER 10MM	1	J022	
41-WJ0100-B00	WIRE BARE JUMPER 10MM	1	J060	
41-WJ0100-B00	WIRE BARE JUMPER 10MM	1	J102A	
41-WJ0100-B00	WIRE BARE JUMPER 10MM	1	J103	
41-WJ0100-B00	WIRE BARE JUMPER 10MM	1	J201	
41-WJ0100-B00	WIRE BARE JUMPER 10MM	1	J202	
41-WJ0100-B00	WIRE BARE JUMPER 10MM	1	J221A	
41-WJ0100-B00	WIRE BARE JUMPER 10MM	1	J403	
41-WJ0100-B00	WIRE BARE JUMPER 10MM	1	J607	
41-WJ0100-B00	WIRE BARE JUMPER 10MM	1	J612	

Item No.	Description	Quantity Req.	Designator	Remarks
41-WJ0100-B00	WIRE BARE JUMPER 10MM	1	J708	
41-WJ0100-B00	WIRE BARE JUMPER 10MM	1	J902	
41-WJ0100-B00	WIRE BARE JUMPER 10MM	1	J913	
41-WJ0100-B00	WIRE BARE JUMPER 10MM	1	J918	
41-WJ0100-B00	WIRE BARE JUMPER 10MM	1	R282	
41-WJ0100-B00	WIRE BARE JUMPER 10MM	1	R283	
41-WJ0100-B00	WIRE BARE JUMPER 10MM	1	R284	
41-WJ0100-B00	WIRE BARE JUMPER 10MM	1	R285	
41-WJ0105-B00	WIRE BARE JUMPER 10.5MM	1	J304	
41-WJ0105-B00	WIRE BARE JUMPER 10.5MM	1	J023	
41-WJ0110-B00	WIRE BARE JUMPER 11MM	1	J710	
41-WJ0110-B00	WIRE BARE JUMPER 11MM	1	J711	
41-WJ0110-B00	WIRE BARE JUMPER 11MM	1	J712	
41-WJ0110-B00	WIRE BARE JUMPER 11MM	1	J037	
41-WJ0110-B00	WIRE BARE JUMPER 11MM	1	J055	
41-WJ0115-B00	WIRE BARE JUMPER 11.5MM	1	J043	
41-WJ0115-B00	WIRE BARE JUMPER 11.5MM	1	J611	
41-WJ0115-B00	WIRE BARE JUMPER 11.5MM	1	J709	
41-WJ0115-B00	WIRE BARE JUMPER 11.5MM	1	J051	
41-WJ0120-B00	WIRE BARE JUMPER 12MM	1	J912	
41-WJ0120-B00	WIRE BARE JUMPER 12MM	1	J606	
41-WJ0125-B00	WIRE BARE JUMPER 12.5MM	1	J018	
41-WJ0125-B00	WIRE BARE JUMPER 12.5MM	1	J026	
41-WJ0125-B00	WIRE BARE JUMPER 12.5MM	1	J027	
41-WJ0125-B00	WIRE BARE JUMPER 12.5MM	1	J028	
41-WJ0125-B00	WIRE BARE JUMPER 12.5MM	1	J045	
41-WJ0125-B00	WIRE BARE JUMPER 12.5MM	1	J058	
41-WJ0125-B00	WIRE BARE JUMPER 12.5MM	1	J059	
41-WJ0125-B00	WIRE BARE JUMPER 12.5MM	1	J104	
41-WJ0125-B00	WIRE BARE JUMPER 12.5MM	1	J259	
41-WJ0125-B00	WIRE BARE JUMPER 12.5MM	1	J411	

Item No.	Description	Quantity Req.	Designator	Remarks
41-WJ0125-B00	WIRE BARE JUMPER 12.5MM	1	J415	
41-WJ0125-B00	WIRE BARE JUMPER 12.5MM	1	J901	
41-WJ0125-B00	WIRE BARE JUMPER 12.5MM	1	J925	
41-WJ0125-B00	WIRE BARE JUMPER 12.5MM	1	J926	
41-WJ0125-B00	WIRE BARE JUMPER 12.5MM	1	J211	
41-WJ0135-B00	WIRE BARE JUMPER 13.5MM	1	J920	
41-WJ0140-B00	WIRE BARE JUMPER 14MM	1	J006	
41-WJ0140-B00	WIRE BARE JUMPER 14MM	1	J007	
41-WJ0140-B00	WIRE BARE JUMPER 14MM	1	J008	
41-WJ0140-B00	WIRE BARE JUMPER 14MM	1	J009	
41-WJ0140-B00	WIRE BARE JUMPER 14MM	1	J015	
41-WJ0140-B00	WIRE BARE JUMPER 14MM	1	J016	
41-WJ0150-B00	WIRE BARE JUMPER 15MM	1	J001	
41-WJ0150-B00	WIRE BARE JUMPER 15MM	1	J030	
41-WJ0150-B00	WIRE BARE JUMPER 15MM	1	J036	
41-WJ0150-B00	WIRE BARE JUMPER 15MM	1	J039	
41-WJ0150-B00	WIRE BARE JUMPER 15MM	1	J050	
41-WJ0150-B00	WIRE BARE JUMPER 15MM	1	J212	
41-WJ0150-B00	WIRE BARE JUMPER 15MM	1	J214	
41-WJ0150-B00	WIRE BARE JUMPER 15MM	1	J246	
41-WJ0150-B00	WIRE BARE JUMPER 15MM	1	J247	
41-WJ0150-B00	WIRE BARE JUMPER 15MM	1	J248	
41-WJ0150-B00	WIRE BARE JUMPER 15MM	1	J249	
41-WJ0150-B00	WIRE BARE JUMPER 15MM	1	J602	
41-WJ0150-B00	WIRE BARE JUMPER 15MM	1	J609	
41-WJ0150-B00	WIRE BARE JUMPER 15MM	1	J627	
41-WJ0150-B00	WIRE BARE JUMPER 15MM	1	J628	
41-WJ0150-B00	WIRE BARE JUMPER 15MM	1	J629	
41-WJ0150-B00	WIRE BARE JUMPER 15MM	1	J914	
41-WJ0150-B00	WIRE BARE JUMPER 15MM	1	J921	
41-WJ0155-B00	WIRE BARE JUMPER 15.5MM	1	J308	

Item No.	Description	Quantity Req.	Designator	Remarks
41-WJ0155-B00	WIRE BARE JUMPER 15.5MM	1	J407	
41-WJ0155-B00	WIRE BARE JUMPER 15.5MM	1	J408	
41-WJ0165-B00	WIRE BARE JUMPER 16.5MM	1	J616	
41-WJ0165-B00	WIRE BARE JUMPER 16.5MM	1	J617	
41-WJ0165-B00	WIRE BARE JUMPER 16.5MM	1	R103	
41-WJ0170-B00	WIRE BARE JUMPER 17MM	1	J218	
41-WJ0170-B00	WIRE BARE JUMPER 17MM	1	J219	
41-WJ0170-B00	WIRE BARE JUMPER 17MM	1	J220	
41-WJ0170-B00	WIRE BARE JUMPER 17MM	1	J221	
41-WJ0170-B00	WIRE BARE JUMPER 17MM	1	J222	
41-WJ0175-B00	WIRE BARE JUMPER 17.5MM	1	J020	
41-WJ0175-B00	WIRE BARE JUMPER 17.5MM	1	J029	
41-WJ0175-B00	WIRE BARE JUMPER 17.5MM	1	J101	
41-WJ0175-B00	WIRE BARE JUMPER 17.5MM	1	J203	
41-WJ0175-B00	WIRE BARE JUMPER 17.5MM	1	J213	
41-WJ0175-B00	WIRE BARE JUMPER 17.5MM	1	J253	
41-WJ0175-B00	WIRE BARE JUMPER 17.5MM	1	J257	
41-WJ0175-B00	WIRE BARE JUMPER 17.5MM	1	J406	
41-WJ0175-B00	WIRE BARE JUMPER 17.5MM	1	J412	
41-WJ0175-B00	WIRE BARE JUMPER 17.5MM	1	J619	
41-WJ0175-B00	WIRE BARE JUMPER 17.5MM	1	J923	
41-WJ0175-B00	WIRE BARE JUMPER 17.5MM	1	J928	
41-WJ0175-B00	WIRE BARE JUMPER 17.5MM	1	J929	
41-WJ0175-B00	WIRE BARE JUMPER 17.5MM	1	J618	
41-WJ0175-B00	WIRE BARE JUMPER 17.5MM	1	J627A	
41-WJ0175-B00	WIRE BARE JUMPER 17.5MM	1	J628A	
41-WJ0180-B00	WIRE BARE JUMPER 18MM	1	J017	
41-WJ0180-B00	WIRE BARE JUMPER 18MM	1	J224	
41-WJ0180-B00	WIRE BARE JUMPER 18MM	1	J905A	
41-WJ0190-B00	WIRE BARE JUMPER 19MM	1	J232	
41-WJ0190-B00	WIRE BARE JUMPER 19MM	1	J234	

Item No.	Description	Quantity Req.	Designator	Remarks
41-WJ0195-B00	WIRE BARE JUMPER 19.5MM	1	J305	
41-WJ0195-B00	WIRE BARE JUMPER 19.5MM	1	J306	
41-WJ0200-B00	WIRE BARE JUMPER 20MM	1	J228	
41-WJ0200-B00	WIRE BARE JUMPER 20MM	1	J229	
41-WJ0200-B00	WIRE BARE JUMPER 20MM	1	J230	
41-WJ0200-B00	WIRE BARE JUMPER 20MM	1	J231	
41-WJ0200-B00	WIRE BARE JUMPER 20MM	1	J250	
41-WJ0200-B00	WIRE BARE JUMPER 20MM	1	J252	
41-WJ0200-B00	WIRE BARE JUMPER 20MM	1	J621	
41-WJ0200-B00	WIRE BARE JUMPER 20MM	1	J630	
41-WJ0200-B00	WIRE BARE JUMPER 20MM	1	J631	
45-OSC16M-0Y0	CRYSTAL 16MHZ	1	X001	
45-OSC4M4-3Y0	CRYSTAL 4.43MHZ (CL=16pF)	1	X201	
45-SAWM33-52K	SAW FILTER M3352K	1	Z141	
45-TRA4M5-0Y0	CER TRAP TPS 4.5MHZ	1	Z252	
46-12866W-02X	PIN BASE *2 S11-02Y	1		P601 FOR FRONT CAB. (SPK)
46-20598W-04X	PIN BASE *4 TJC1-4A	1		P411 FOR D.Y CONNECTOR
46-33079W-02X	PIN BASE *2 TJC3-2A	1		P003A FOR KEY BD P004A
46-33079W-02X	PIN BASE *2 TJC3-2A	1		P602 FOR FRONT CAB. (SPK)
46-33079W-04X	PIN BASE *4 TJC3-4A	1		P421 FOR CRT BD P502
46-33079W-05X	PIN BASE *5 TJC3-5A	1		P001 FOR PWR SW. BD P1001
46-33079W-05X	PIN BASE *5 TJC3-5A	1		P201 FOR CRT BD P503
46-33079W-06X	PIN BASE *6 TJC3-6A	1		P002 FOR W. BAL. ADJUST
46-33079W-07X	PIN BASE *7 TJC3-7A	1		P901 FOR SIDE AV BD
47-RCA023-XX1	RCA JACK 3PV YEL WHI RED/SW	1	P911	
47-RCA023-XX1	RCA JACK 3PV YEL WHI RED/SW	1	P941	
54-128700-0X0	FIBRE WASHER 3.3 X 10 X 0.8	2		FOR FBT
57-10654X-00F	cable ties (2.5mmX95mm)	3		
62-227680-0UA	BRACKET ABS-KINGFA 606 (UO)	1		
62-B159MB-3UN	MAIN BD BRACKET	1		
63-B30100-BT4	S/T SCREW B 3 X 10 BT	2		MTG FBT & M. BD

Item No.	Description	Quantity Req.	Designator	Remarks
63-W30100-AB4	S/T SCREW W 3 X 10 AB	8		MTG M. BD & M. BD BKT
64-B30120-104	M/C SCREW B 3 X 12	2		MTG 1C601
64-P30080-104	M/C SCREW P 3 X 8	3		FOR 0722 & 1C301 & 0412
65-Z30050-23M	NUT M 3	2		FOR 1C301 & 0412
66-343730-0B0	HOLLOW RIVET 1.6X3.0XL3.2	2		FOR C415
66-343730-0B0	HOLLOW RIVET 1.6X3.0XL3.2	2		FOR C412
66-343730-0B0	HOLLOW RIVET 1.6X3.0XL3.2	2		FOR C414
66-343730-0B0	HOLLOW RIVET 1.6X3.0XL3.2	2		FOR C416
66-343730-0B0	HOLLOW RIVET 1.6X3.0XL3.2	2		FOR C413
66-343730-0B0	HOLLOW RIVET 1.6X3.0XL3.2	3		FOR 0412
66-343730-0B0	HOLLOW RIVET 1.6X3.0XL3.2	2		FOR L414
66-343730-0B0	HOLLOW RIVET 1.6X3.0XL3.2	2		FOR C418
66-343730-0B0	HOLLOW RIVET 1.6X3.0XL3.2	2		FOR L413
66-343730-0B0	HOLLOW RIVET 1.6X3.0XL3.2	10		FOR T461
66-343730-0B0	HOLLOW RIVET 1.6X3.0XL3.2	2		FOR D411
66-382330-0B7	RIVET 2.0X3.7X3.5	2		FOR R404
67-H27292-1A0	HEAT SINK	1		FOR 0722
67-H30147-1A0	HEAT SINK	1		FOR 0412
67-H30179-7A0	HEAT SINK	1		FOR 1C301
67-H34423-5A0	HEAT SINK (A=50 C=17.5MM)	1		FOR 1C601
25-BCB470-M1X	CAP. ELEC 47 UF 16V +/-20%	1	C916	
25-BCB470-M1X	CAP. ELEC 47 UF 16V +/-20%	1	C931	
07-457FF5-NX5	TUNER UV13361/AGGS-3(F TYPE)	1	TU101	
08-C276SM-PAN		1		
49-382550-BAT	BATTERY R06P AA 1.5V 5#	2		
74-010050-40C	POLYBAG FOR POWER (10CMX50CM)	1		
74-022032-6WE	POLYBAG (23cmX34cmX0.06mm)	1		
74-130130-80HAA	POLYBAG W/SUFFOCATION WARNING	1		
08-C276SM-RCN		1		
54-114000-00X	FELT TAPE (150mmX19mmX0.3mm)	10		STICK ON REAR CABINET
55-C189RC-1CN	REAR CABINET	1		

Item No.	Description	Quantity Req.	Designator	Remarks
58-C189RI-3UI	INLAY REAR AV	1		
58-D106SI-0UI	INLAY SIDE AV	1		
59-130460-00X	RUBBER PAD (25mmX7mm)	2		STICK ON R. CAB. (FOOTING)
62-389620-0UD	POWER LINE BLOCK	1		
63-B40250-AB2	S/T SCREW B 4 X 25 AB	10		MTG FRONT & REAR CABINET
63-F30100-BT3	S/T SCREW F 3 X 10 BT (BLACK)	3		MTG RCA JACK & REAR CABINET
63-W30100-AB4	S/T SCREW W 3 X 10 AB	2		MTG SIDE AV BD & REAR CABINET
08-HS45E0-M34A	ASS'Y - REMOTE HANDSET BD	1		
10-1N4148-ABX	DIODE 1N4148 (SWITCHING)	1	D1502	
10-1N4148-ABX	DIODE 1N4148 (SWITCHING)	1	D1503	
10-1N4148-ABX	DIODE 1N4148 (SWITCHING)	1	D1504	
10-1N4148-ABX	DIODE 1N4148 (SWITCHING)	1	D1505	
10-1N4148-ABX	DIODE 1N4148 (SWITCHING)	1	D1507	
11-0BC337-0BX	TRANSISTOR (NPN) BC337-40	1	Q1501	
14-IRE05B-XX0	IR EMITTING DIODE TSAL6200	1	D1501	
18-CB0229-JNX	RES. C.F. 2.2 OHM 1/6W +/-5%	1	R1502	
18-CB0682-JNX	RES. C.F. 6.8K OHM 1/6W +/-5%	1	R1501	
26-EBP101-JCX	CAP. CER 100PF 50V +/-5% CH	1	C1501	
26-EBP101-JCX	CAP. CER 100PF 50V +/-5% CH	1	C1502	
40-2901NT-RMA	P.C.B. REMOTE HANDSET BD	1		
41-WJ0060-B00	WIRE BARE JUMPER 6mm	1	J1501	
45-COS455-KY0	CERAMIC RESONATOR 455KHZ	1	X1501	
49-HS45E0-00X	RUBBER PAD KEYS	1		
54-302000-00X	FELT TAPE 15 X 4 CM	1		
55-HS45EB-OHA	LOWER CASE - REMOTE HANDSET	1		
55-HS45ED-OHA	DOOR BATT. - REMOTE HANDSET	1		
55-HS45ET-1HA	CASE UPPER - REMOTE HANDSET	1		
56-HS45EK-1HAAA	KEY KNOB (OVAL) LEFT	1		
56-HS45EK-1HAAB	KEY KNOB (OVAL) RIGHT	1		
56-HS45EK-2HAAA	KEY KNOB (OVAL) UPPER	1		
56-HS45EK-2HAAB	KEY KNOB (OVAL) LOWER	1		

Item No.	Description	Quantity Req.	Designator	Remarks
58-HS45E2-9U1	INLAY REMOTE HANDSET	1		
74-009022-60C	POLYBAG HANDSET (9CMX22CM)	1		
25-HBB470-M1X	CAP. ELEC 47UF 10V +/-20%	1	C1503	
13-SC9028-23B	IC SC9028-023	1	IC1501	
67-X26968-0E2	BATT. TERMINAL (+/-)	1		
67-X29681-1E2	BATTERY CONTACT SPRING (-)	1		
67-X29682-0E2	BATTERY CONTACT SPRING (+)	1		
08-HS45E0-PAY	ASS'Y - PACKING OF IR HANDSET	1		
76-002091-0AT	CARTON BOX LWH 624X384X556MM	0.0025		
76-326350-01A	CARTON SHEET 61X37X0.3CM	0.06		

TB1240 + TCLM34 chassis alignment instruction

Enter factory mode in production line

Simply press the D-mode key on the factory remote handset.

Enter service mode

Press and hold the VOLUME DOWN key tightly on the unit until minimum level and don't release the VOLUMN DOWN key, then press the "0" key on the remote handset three times.

"D" letter on the screen indicated that the factory mode was entered. Now you can use the shortcut key to access the factory menu. All change in factory data will save in EEPROM automatically

Note:

1. You can disable the D-Mode key (on factory remote handset) by change "BIT-0" of "MODE0" to "0". If the D-Mode key was disabled, you can't enter D-Mode by the D-mode key on the factory remote (but you can still enter service mode). It is suggested to disable the D-Mode key before the set leave the factory.
2. On the factory remote handset, you can find the "BUS OFF" key. It can cut off the I²C control from the CPU to other IC. This is only useful when automatic adjustment of white balance.
3. All system data in menu of "key 7" must keep unchanged when servicing. Otherwise, the set may not work properly.

Setting method:

No	Adjustment Items	Data Name (default value inside blanket)	Conditions and input signal	Setting method (need enter D-mode)
1	Screen voltage	-----	"IRGB cut off" must set to 80 (all pattern)	● Press "-/--" key on the remote handset and the screen will become a horizontal line. Then adjust the "screen" VR on the flyback until the horizontal line can just be seen (minimum visible intensity).
2	Focus voltage	-----	Cross hatch pattern.	● Adjust the "focus" VR on the flyback until the screen becomes clear.
3	VCO	-----	Apply an IF signal (see tuner spec. for frequency) to the IF input.	● Monitor the DC voltage at pin 48 of IC201, then adjust T271 until the voltage at pin 48 become 4.62 +/- 0.02 V. ● Press the AFT button on the factory remote and AFT adjustment will be done automatically.

4	Vertical geometry for PAL system (Key 2)	VPOS50 (03) HIGH50 (1A) VLIN50 (04) VSC50 (05) OSD50 (2F)	Input a PAL cross hatch pattern.	<ul style="list-style-type: none"> ● Adjust VPOS50 for vertical position. ● Adjust HIGH50 for vertical amplitude. ● Adjust VLIN50 for vertical linearity. ● Adjust VSC50 for vertical S-correction ● Adjust OSD50 for OSD position (normally use default value).
5	Vertical geometry for NTSC system (Key 3)	VPOS60 (00) HIGH60 (21) VLIN60 (05) VSC60 (08) OSD60 (2B)	Input a NTSC cross hatch pattern.	<ul style="list-style-type: none"> ● Adjust VPOS60 for vertical position. ● Adjust HIGH60 for vertical amplitude. ● Adjust VLIN60 for vertical linearity. ● Adjust VSC60 for vertical S-correction ● Adjust OSD60 for OSD position (normally use default value).
6	Horizontal geometry for PAL system (Key 4)	HPOS50 (0F) HSIZE50 (18) PARA50 (18) TRAP50 (0C) CORN50 (0D) VEHT50 (03) HEHT50 (04)	Input a PAL cross hatch pattern with black and white background.	<ul style="list-style-type: none"> ● Adjust HPOS50 for horizontal position. ● Adjust HSIZE50 for horizontal width. ● Adjust PARA50, TRAP50 and CORN50 until the vertical line at left and right side of the picture become straight. ● VEHT and HENT is for the picture size stability when changing the brightness of the screen. Receive pattern of cross hatch with black background and then change to white background, then compare the vertical and horizontal size between black and white background. Adjust VEHT and HEHT until you get the minimum difference of screen size. After you adjust VEHT and HEHT, you must re-adjust vertical and horizontal amplitude.
7	Horizontal geometry for NTSC system (Key 5)	HPOS60 (14) HSIZE60 (18) PARA60 (1A) TRAP60 (0D) CORN60 (0D) VEHT60 (02) HEHT60 (04)	Input a NTSC cross hatch pattern with black and white background.	<ul style="list-style-type: none"> ● Adjust HPOS60 for horizontal position. ● Adjust HSIZE60 for horizontal width. ● Adjust PARA60, TRAP60 and CORN60 until the vertical line at left and right side of the picture become straight. ● Adjust VEHT and HEHT using same method of PAL system. Also need re-adjustment of vertical and horizontal amplitude.
8	Key 6 (Status adjustment)	RFAGC (35) PIFAFT (44) HAFC (00) S-B-Y (08) S-R-Y (08)	Receive a 60dB grey scale + color bar signal	<ul style="list-style-type: none"> ● RFAGC – monitor the voltage at AGC pin of the tuner. Then increase the setting of RFAGC until the tuner AGC voltage reach maximum (about 5V). Then decrease the RFAGC setting until the AGC voltage just drop. ● Adjust S-B-Y and S-R-Y to get the optimal color for SECAM system. ● Please keep the PIFAFT value after auto AFT adjustment. ● HAFC item must use the default value.

	(curve of volume control)	VLOMAX (7E) VOL05 (48) VOL25 (65) VOL50 (70)	-----	<ul style="list-style-type: none"> ● VOLMAX is the volume output level at 100%. ● VOL05 is the volume output level at 5% ● VOL25 is the volume output level at 25% ● VOL50 is the volume output level at 50% <p>Remark: The value of VOL05, VOL25 and VOL50 was not suggested to vary in every set. It is suggested to use the default value.</p>
9	White balance adjustment (key 1)	R CUT (80) G CUT (80) B CUT (80) G DRV (40) B DRV (40)	Black and white pattern (PAL)	<ol style="list-style-type: none"> 1. Measure the dark side of the picture with a color analyzer and set RCUT to 80. Then adjust BCUT and GCUT until the data on the analyzer become $x = 284$, $y = 299$. 2. Measure the bright side of the picture, Then adjust BDRV and GDRV until the data on the analyzer become $x = 284$, $y = 299$. 3. Repeat step 1 and 2 until you get right color on both dark and bright side of the screen.

Other adjustment (default value was suggested, except BRTC)

10	Key 0	OSD (07) OSDF (65) TXCX (30) RGCN (20) TNTX (28) TNTN (28)	-----	<p>OSD – OSD position OSDF – Oscillating frequency setting TXCX – OSD intensity when maximum contrast RGCN – OSD intensity when minimum contrast TNTX – maximum tint level TNTN – minimum tint level</p>
11	Key 8	SCNT (0F) CNTX (3F) CNTN (00) BRTX (20) BRTN (20) COLX (35) COLN (00)	-----	<p>SCNT – sub contrast for luminance signal CNTX – maximum contrast CNTN – minimum contrast BRTX – maximum brightness BRTN – minimum brightness COLX – maximum color COLN – minimum color</p>
12	Key 9	CNTC (25) BRTC (40) COLC (50) TNTC (35) COLP (00) COLS (54) BRTS (00)	-----	<p>CNTC – 50% contrast BRTC – 50% brightness COLC – 50% color TNTC – 50% tint COLP – color level for PAL COLS – color level for SECAM BRTS – sub brightness for SECAM</p> <ul style="list-style-type: none"> ● For the adjustment of BRTC, receive an 8 step grey scale pattern and adjust all picture settings to 50%. Then adjust BRTC until the first and second step on the screen can just be distinguished.

13	SKIP key (sharpness adjustment)	SHPTV3 (17) SHPAV3 (1A) SHPTV4 (16) SHPAV4 (16) SHPX (25) SHPN (10)	-----	SHPTV3 – 50% sharpness in 3.58 system (TV) SHPAV3 – 50% sharpness in 3.58 system (AV) SHPTV4 – 50% sharpness in 4.43 system (TV) SHPAV4 – 50% sharpness in 4.43 system (AV) SHPX – maximum sharpness SHPN – minimum sharpness
----	---------------------------------------	--	-------	--

14	INTRO	SELF ADJ (00) SELF VCO (80) CCD OSD (42) CCD OSDF (63) VOL OUT (73)	-----	SELF ADJ– auto detection option SELF VCO – auto detection of VCO CCD OSD – adjust horizontal location for CCD display. CCD OSDF – oscillating frequency setting for CCD display. VOL OUT – adjust the level of AV audio output. Remark : SELF ADJ and SELF VCO are auto adjustment, no need to adjust by manual.
15	SOUND (Sync. Checking)	PYNX (28) PYNN (14) PYXS (26) PYNs (16)	-----	PYNX – upper limit of sync. checking (blue back on/off) PYNN –lower limit of sync. checking (blue back on/off) PYXS –upper limit of sync. checking (during tuning) PYNs –lower limit of sync. checking (during tuning)
16	MARK (Time setting)	ONTM (00) SWTM (0A) PLVL (80) PNUM (00)	-----	ONTM – Blank screen timing when turn on TV SWTM – Degaussing timing when turn on TV PLVL – X-ray protection start-up voltage (input voltage of X-ray protection pin) PNUM – X-ray protection timing setting
17	CALL (DBE setting)	MPB-STR (43) MPB HMC (0D) MPB HP (07) MPB LP (07) MPB LIM (EC) SUB FRE (28) SUB HP (02) VOL MAL (03)	-----	MPB-STR – Effect Strength MPB HMC – Harmonic content MPB HP – High Pass Corner Frequency MPB LP – Low Pass Corner Frequency MPB LIM – Amplitude limit SUB FRE – Subwoofer Corner Frequency SUB HP – Subwoofer Complementary High Pass Filter VOL MAL – Volume Loudspeaker

